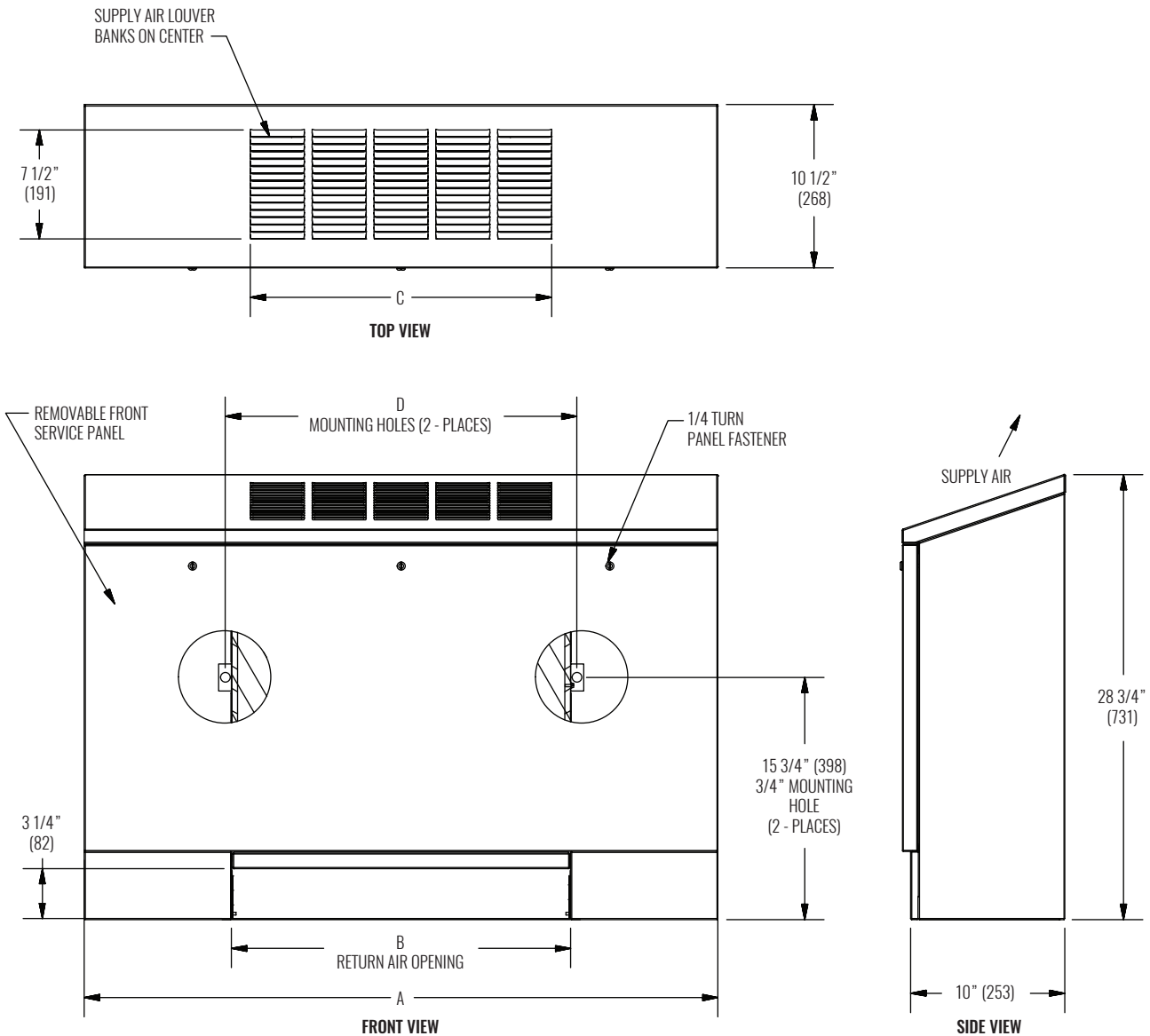


DIMENSIONAL DATA | KVFS



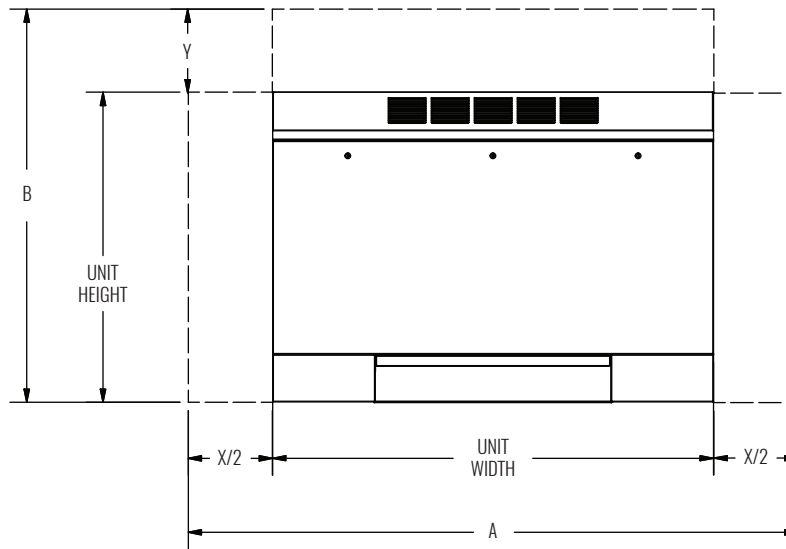
FAN COIL UNITS | VERTICAL, STANDARD

KVF SERIES

UNIT SIZE	A	B	C	D
02	40" (1016)	22" (559)	19 1/2" (495)	22 3/4" (578)
03	44" (1118)	26" (660)	23 1/2" (597)	26 3/4" (679)
04	50" (1270)	32" (813)	27 1/2" (699)	32 3/4" (832)
06	60" (1524)	42" (1067)	39 1/2" (1003)	42 3/4" (1086)
08	62" (1575)	44" (1118)	39 1/2" (1003)	44 3/4" (1137)
10	76" (1930)	58" (1473)	55 1/2" (1410)	58 3/4" (1492)
12	84" (2134)	66" (1676)	63 1/2" (1613)	66 3/4" (1695)

NOTES: All dimensions are in inches (millimeters) and are +/- 1/4" (6mm). Junction box size and location varies with unit features. Control options may be limited. Provide sufficient clearance to access electrical controls and comply with applicable codes and ordinances. Standard cabinet finish is "Pearl White Satin". Right-hand unit shown, left-hand unit similar, but opposite. Parametric design available to increase Height or Width. (See parametric offerings drawing.) Some control or piping package options may require extended end pockets and/or extended drain pans. (See extended end pocket drawing.) False back extension available.

DIMENSIONAL DATA | KVFS | PARAMETRIC INCREMENTS



DIMENSION A

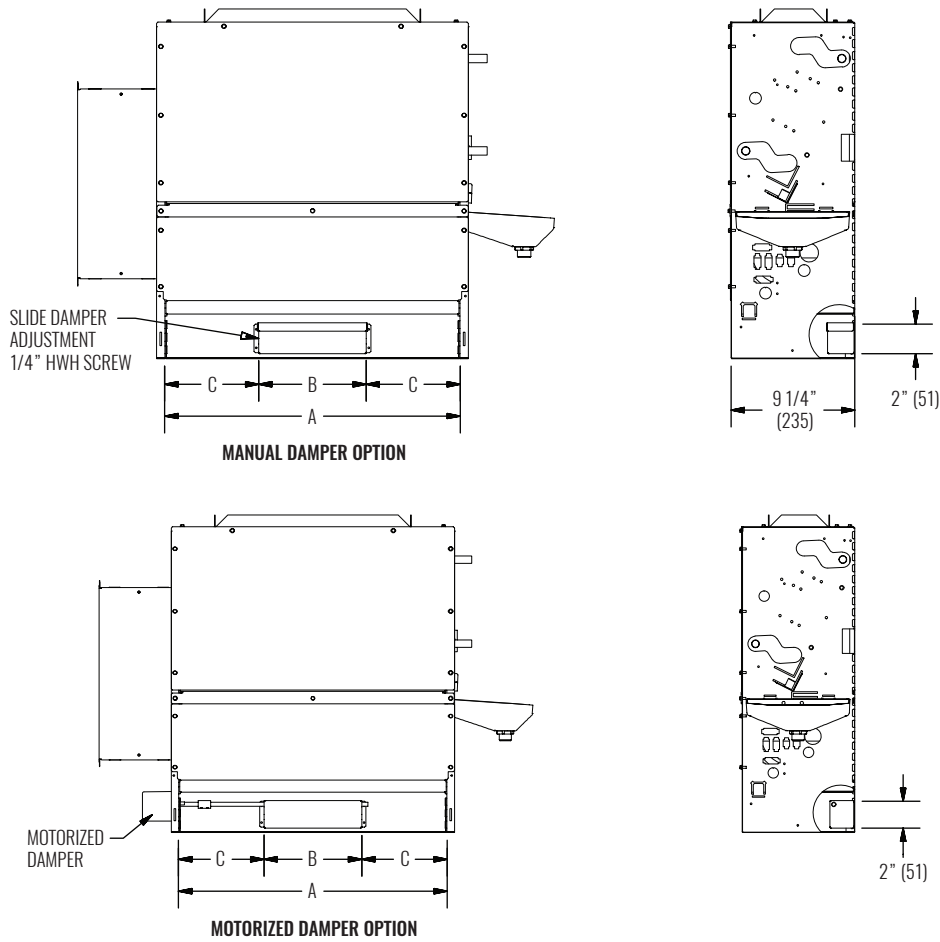
UNIT SIZE	X=0	X=2" (51)	X=3" (76)	X=4" (102)	X=5" (127)	X=6" (152)	X=7" (178)	X=8" (203)	X=9" (229)	X=10" (254)	X=11" (279)	X=12" (305)
02	40" (1016)	42" (1067)	43" (1092)	44" (1118)	45" (1143)	46" (1168)	47" (1194)	48" (1219)	49" (1245)	50" (1270)	51" (1295)	52" (1321)
03	44" (1118)	46" (1168)	47" (1194)	48" (1219)	49" (1245)	50" (1270)	51" (1295)	52" (1321)	53" (1346)	54" (1372)	55" (1397)	56" (1422)
04	50" (1270)	52" (1321)	53" (1346)	54" (1372)	55" (1397)	56" (1422)	57" (1448)	58" (1473)	59" (1499)	60" (1524)	61" (1549)	62" (1575)
06	60" (1524)	62" (1575)	63" (1600)	64" (1626)	65" (1651)	66" (1676)	67" (1702)	68" (1727)	69" (1753)	70" (1778)	71" (1803)	72" (1829)
08	62" (1575)	64" (1626)	65" (1651)	66" (1676)	67" (1702)	68" (1727)	69" (1753)	70" (1778)	71" (1803)	72" (1829)	73" (1854)	74" (1880)
10	76" (1930)	78" (1981)	79" (2007)	80" (2032)	81" (2057)	82" (2083)	83" (2108)	84" (2134)	85" (2159)	86" (2184)	87" (2210)	88" (2235)
12	84" (2134)	86" (2184)	87" (2210)	88" (2235)	89" (2261)	90" (2286)	91" (2311)	92" (2337)	93" (2362)	94" (2388)	95" (2413)	96" (2438)

DIMENSION B

UNIT SIZE	X=0	Y=1" (25)	Y=2" (51)	Y=3" (76)	Y=4" (102)	Y=5" (127)	Y=6" (152)	Y=7" (178)	Y=8" (203)	Y=9" (229)	Y=10" (254)	Y=11" (279)	Y=12" (305)
ALL SIZES	25 1/4" (641)	26 1/4" (667)	27 1/4" (692)	28 1/4" (718)	29 1/4" (743)	30 1/4" (768)	31 1/4" (794)	32 1/4" (819)	33 1/4" (845)	34 1/4" (870)	35 1/4" (895)	36 1/4" (921)	37 1/4" (946)

NOTES: All dimensions are in inches (millimeters) and are +/- 1/4" (6mm). Internal chassis and air openings remain the same. External cabinet can increase in height and width in 1" (25.4mm) increments up to 12" (305mm).

DIMENSIONAL DATA | OUTSIDE AIR DAMPERS



UNIT SIZE	A	B	C
02	22" (559)	8" (203)	7" (178)
03	26" (660)	10" (254)	8" (203)
04	32" (813)	12" (305)	10" (254)
06	42" (1067)	14" (356)	14" (356)
08	44" (1118)	18" (457)	13" (330)
10	58" (1473)	27" (686)	15 1/2" (394)
12	66" (1676)	27" (686)	19 1/2" (495)

NOTES: All dimensions are in inches (millimeters) and are +/- 1/4" (6). Model KVFH shown; typical for models KVFF and KVFS. Right-hand unit shown; left-hand unit is similar, but opposite. The standard damper options may not provide freeze protection under all conditions and applications. Other forms of freeze protection may be required.

FAN COIL UNITS | VERTICAL, STANDARD

KVF SERIES

KVF SERIES

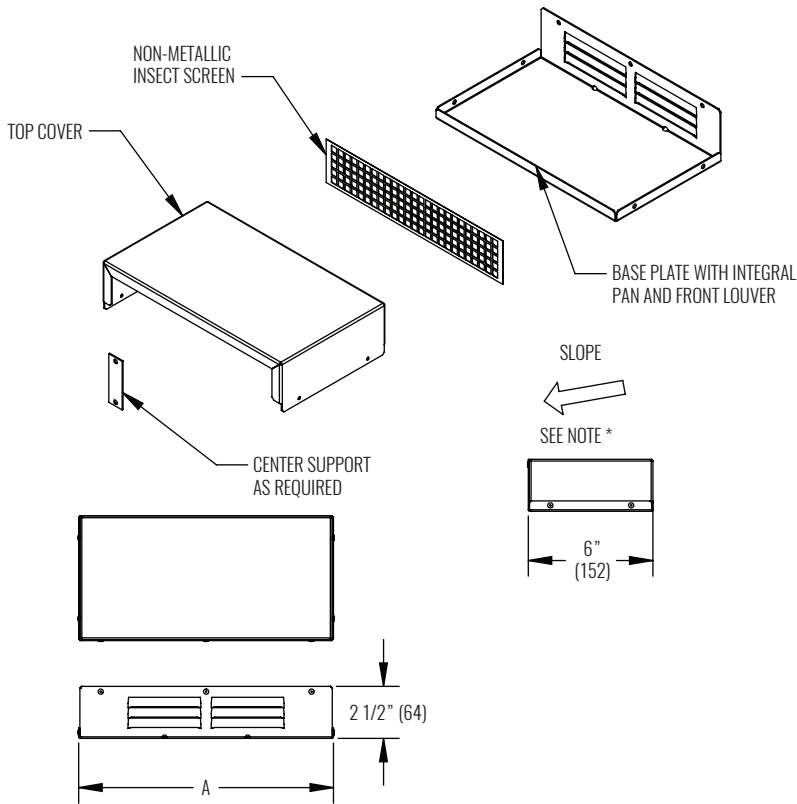
Vertical | Standard



FAN COIL UNITS | VERTICAL, STANDARD

KVF SERIES

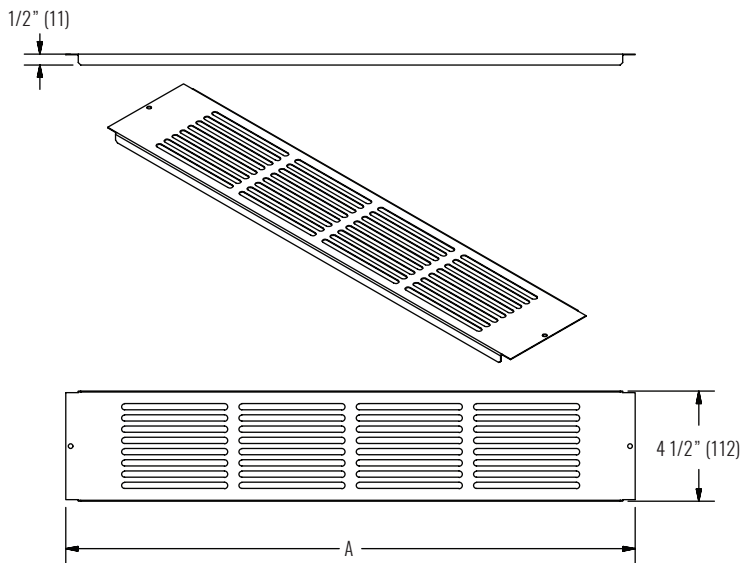
DIMENSIONAL DATA | WALL BOX



UNIT SIZE	A
02	8 1/4" (203)
03	10 1/4" (260)
04	12 1/4" (311)
06	14 1/4" (362)
08	18 1/4" (464)
10	27 1/4" (692)
12	27 1/4" (692)

NOTES: All dimensions are in inches (millimeters) and are +/- 1/4" (6). Material is .050" aluminum. Wall box should be installed pitched slightly toward exterior surface of wall. "Weep" holes should not be obstructed when sealing box to the wall.

DIMENSIONAL DATA | RETURN AIR TOE KICK



UNIT SIZE	PART NUMBER	A
02	51-00437-01	22 3/4" (578)
03	51-00437-02	26 3/4" (679)
04	51-00437-03	32 3/4" (832)
06	51-00437-04	42 3/4" (1086)
08	51-00437-05	44 3/4" (1137)
10	51-00437-06	58 3/4" (1792)
12	51-00437-07	66 3/4" (1695)

NOTES: All dimensions are in inches (millimeters) and are +/- 1/4" (6). Typical for KVFF or KVFS models. Return grille is held in place with sheet metal screws.