

Introduction: 680, 6880, 680MP Series —

The 680/6880 series industrial grilles feature aluminum extruded airfoil blades enhancing the look and performance of the grille. The 680/6880 blade spacing ranges from 1 1/4" to 3" resulting in single section airflow ranges from 75 CFM to 7,200 CFM. Multi-section construction allows for an unlimited airflow range. These grilles are an excellent choice for large room applications where high volumes of air are required.

MODEL

- 680 - Single Deflection Industrial Supply Grille with Steel Frame Construction
- 5680 - Single Deflection Industrial Supply Grille with Extruded Aluminum Frame Construction
- 6880 - Double Deflection Industrial Supply Grille with Steel Frame Construction
- 56880 - Double Deflection Industrial Supply Grille with Extruded Aluminum Frame Construction
- 680MP - Industrial Supply Grille with Fully Adjustable Front Blades and Pole Operated Rear Blades with Steel Frame Construction
- 5680MP - Industrial Supply Grille with Fully Adjustable Front Blades and Pole Operated Rear Blades with Extruded Aluminum Frame Construction

FEATURES


- Extruded aluminum blades.
- Border: 1 1/4".
- Blade Spacing: 1 1/4", 2", or 3" (680, 5680, 6880, and 56880 only); 3/4" front and 1" rear (680MP and 5680MP only).

ACCESSORY


- Heavy Duty Damper (Model OBDHD)

FINISHES


- Standard finish is #44 British White.
- Optional finishes available.



680



6880



680MP