

Introduction: 6300, 6390 Series

The 6300 series features modular air pattern controllers mounted to the backside of the perforated face and a molded fiberglass backpan prescored for spin in collars (provided by others) to help meet the stocking requirements independent of round duct connection size. The 6300 series exhibit typical isothermal throws of 10' to 13' for 4-way air distribution and 21' to 27' for 1-way air distribution. The vapor barrier created with the fiberglass backpan makes the 6300 series a great choice for ducted return air systems and high humidity environments. Matching return unit is the 6390 series.

MODELS

6300 - Steel Construction, Round Neck, Perforated, Face Mounted Deflectors, Supply Diffuser

6390 - Steel Construction, Square Neck, Perforated Return

FEATURES


- Prescored fiberglass backpan for round spin-in collars (6" to 16", provided by others).
- Great choice for ducted return air systems.

PANEL SIZE


- 24"x24"

FINISHES

- Standard finish is #44 British White face and #35 Black backpan.
- Optional finishes available.



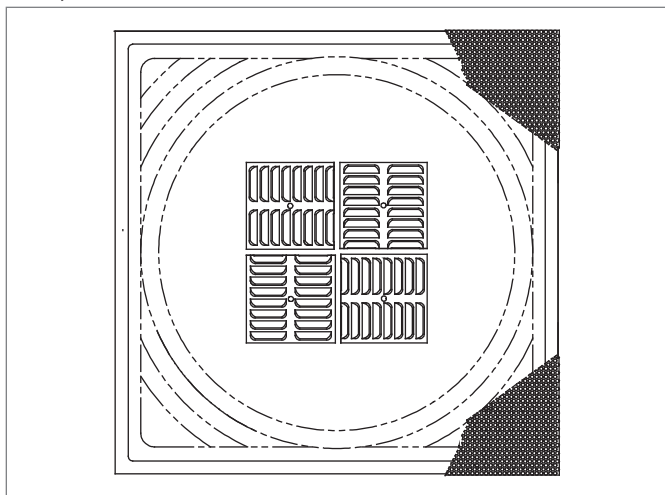
6300 (Supply)



6390 (Return)

6300, 6390 Face Views

6300, SUPPLY FACE VIEW



6390, RETURN FACE VIEW

