

JOB NAME _____
 ARCHITECT _____
 ENGINEER _____
 CONTRACTOR _____
 LOCATION _____

SUBMITTAL SHEET
 Form Number GS0321.3 Effective Date 5/13
 Replaces FORM GS0321.2

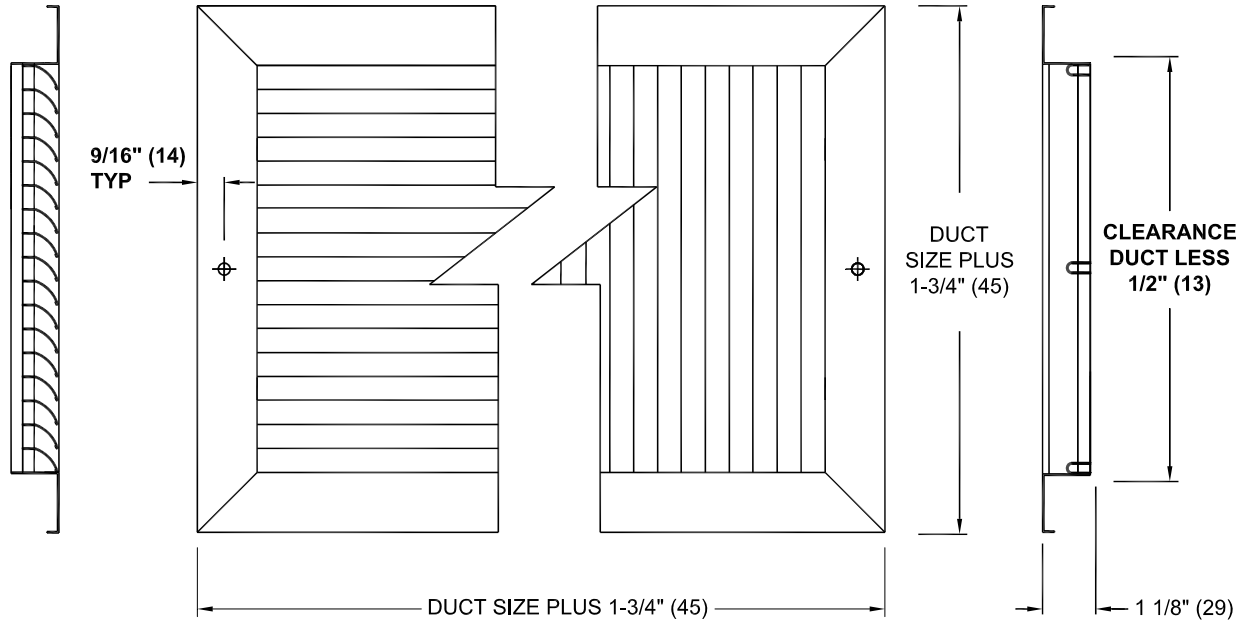


AFCS85H or V SERIES
Fixed Curved Blades

Architectural Return Grille
Page 1 of 2

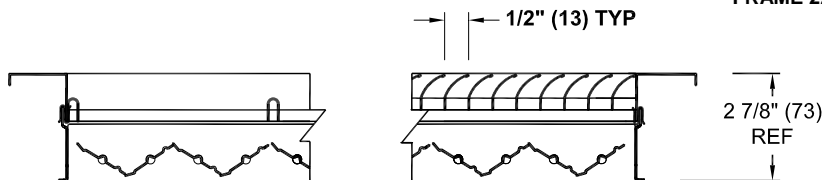
30° HORIZONTAL BLADES 1/2" (13) O.C.

30° VERTICAL BLADES 1/2" (13) O.C.



AFCS85H
 FRAME 22 SHOWN

AFCS85V
 FRAME 22 SHOWN



AFCS85H-OBD

DUCT LESS 1/2" (13)

AFCS85V-OBD

NOTES :

AFCS85H / V UNITS ARE STEEL CONSTRUCTION WITH ROLL FORMED BLADES.

SUPPORT MULLIONS 12" MAX SPACING.

DIMENSIONS ARE SHOWN AS INCHES (MM)

OPTIONAL ACCESSORIES :

- **FRAME STYLES**
 - FRAME 22 SURFACE MOUNT
 - FRAME 23 LAY-IN T-BAR
 - FRAME 98 NARROW TEE
 - FTB CHANEL FRAME
- OBD (22 GA) STEEL OPPOSED BLADE DAMPER
- 5OBD ALUMINUM OPPOSED BLADE DAMPER
- 8PF PLASTER FRAME
- 1" FILTER FRAME (SEE pg2 FOR FASTENING OPTIONS)
- 2" FILTER FRAME (SEE pg2 FOR FASTENING OPTIONS)
- IS INSECT SCREEN 1/16" MESH
- DS DEBRIS SCTEEN 1/4" SCREEN

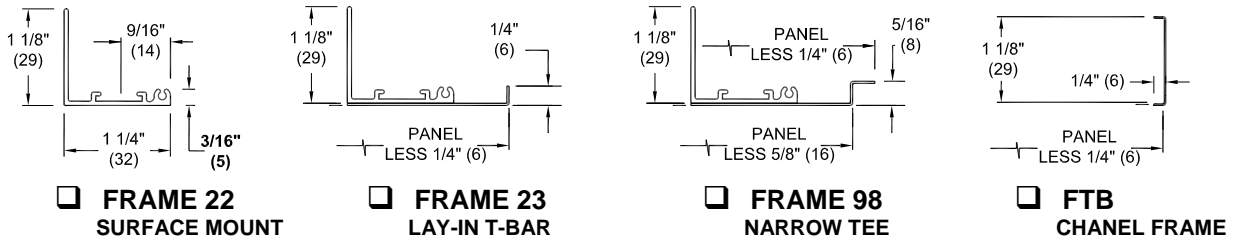
JOB NAME _____
 ARCHITECT _____
 ENGINEER _____
 CONTRACTOR _____
 LOCATION _____

SUBMITTAL SHEET
 Form Number GS0321.3 Effective Date 5/13
 Replaces FORM GS0321.2

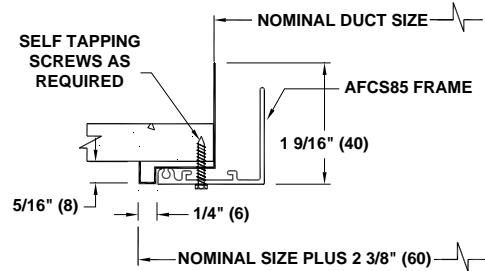
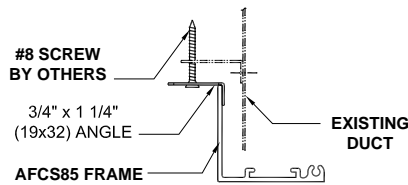


AFCS85H or V SERIES
Options and Accessories

BASIC FRAME STYLES



BASIC FASTENING OPTIONS



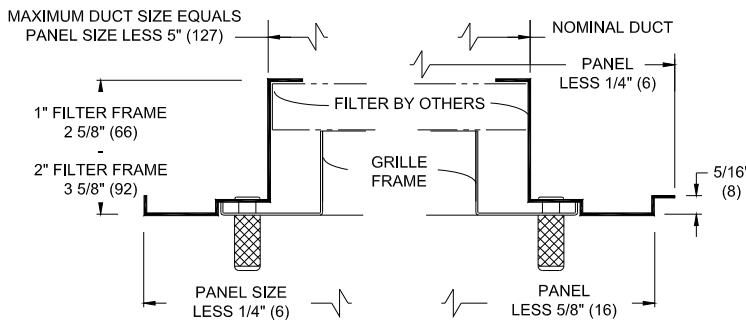
CONCEALED FASTENING
OBD/5OBD NOT OFFERED

NO SCREW HOLES

STANDARD SCREW HOLES

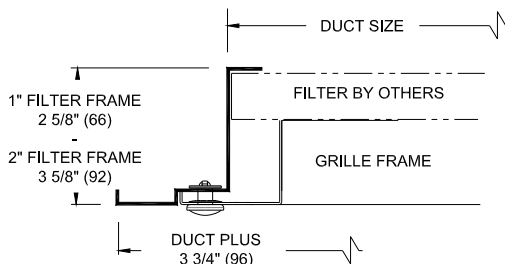
8PF
PLASTER FRAME

FILTER FRAME OPTION



Frame 23 Shown

Frame 98 Shown



Frame 22 Shown

- KNURLED / HINGE TOP
- KNURLED / HINGE BOTTOM
- KNURLED / HINGE RIGHT
- KNURLED / HINGE LEFT
- KNURLED / NO HINGE

- 1/4 TURN / HINGE TOP
- 1/4 TURN / HINGE BOTTOM
- 1/4 TURN / HINGE RIGHT
- 1/4 TURN / HINGE LEFT
- 1/4 TURN / NO HINGE

DIMENSIONS ARE SHOWN AS INCHES (MM)

* MAXIMUM DUCT SIZE FOR F23 AND F98 EQUALS PANEL SIZE MINUS 5" (127)