

JOB NAME _____
 ARCHITECT _____
 ENGINEER _____
 CONTRACTOR _____
 LOCATION _____

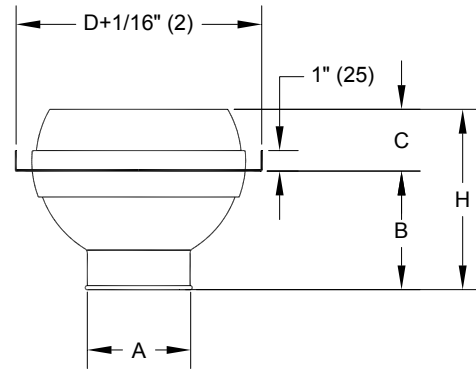
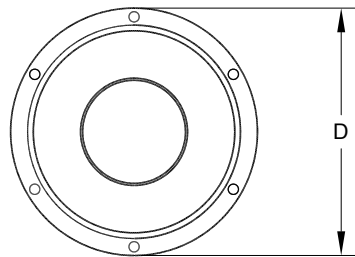
SUBMITTAL SHEET
 Form Number GS0071.1 Effective Date 01/06
 Replaces GS0071



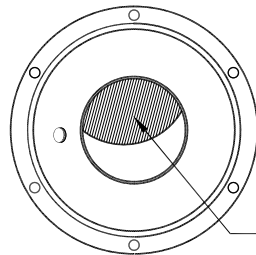
**RPNRD – ROUND PUNKAH NOZZLE
 ROUND DUCT (STUB DUCT) MOUNT**

Note: The nominal size is 2" (51) smaller than the duct size it mounts to. Ex. A size 10 mounts on 12" (305) duct.

RPNRD



RPNRD
 w/APERTURE
 DAMPER



APERTURE
 DAMPER

FACE VIEW

STANDARD FEATURES:

1. Easy Finger Tip Adjustment.
2. Directional Air Pattern Control
 70° Global Rotation Minimum.
 ± 35° Deflection
 360° Rotation
3. Heavy Gage Aluminum Construction.
4. Stainless Steel Damper Hardware.
5. Mounts Cleanly Over Exposed Ductwork.
6. All units include Mounting Screws.
7. Aperture Damper must be ordered with the unit, it cannot be field installed.
8. Standard Finish is 44 White.
9. Other finishes are available.

NOMINAL SIZE	A	B	C	DUCT SIZE D	H
6	3" (76)	3 1/16" (78)	1 7/16" (37)	8" (203)	4 1/2" (114)
8	4 3/8" (111)	4 1/4" (108)	1 3/4" (44)	10" (254)	6" (152)
10	5 3/4" (146)	5 1/2" (140)	2 7/8" (73)	12" (305)	8 3/8" (213)
12	7 3/8" (187)	6" (152)	3" (76)	14" (356)	9" (229)
14	8 5/8" (219)	7 1/8" (181)	4 1/8" (105)	16" (406)	11 1/4" (286)
16	9 3/4" (248)	8 1/4" (210)	4 3/4" (121)	18" (457)	13" (330)
18	10 1/2" (267)	9 1/2" (241)	4 1/4" (108)	20" (508)	13 3/4" (349)
20	12 3/8" (314)	10 7/8" (276)	4 7/8" (124)	22" (559)	15 3/4" (400)

**DIMENSIONS
 ARE GIVEN AS
 INCHES (MM)**

NOTE: DIMENSIONS ROUNDED TO THE NEAREST 1/16" (2)