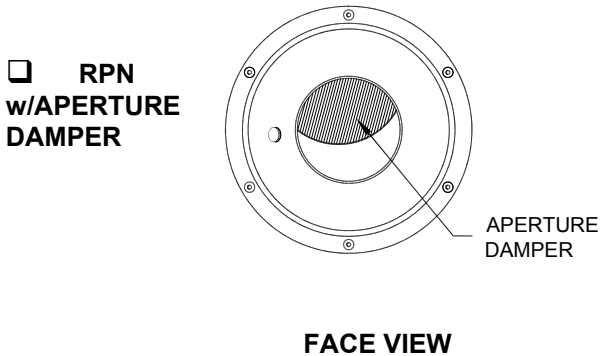
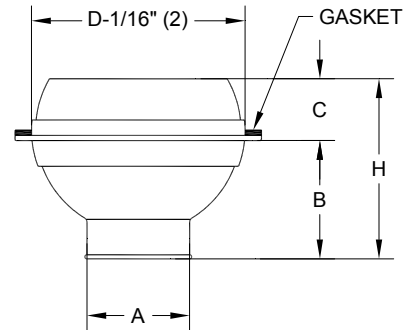
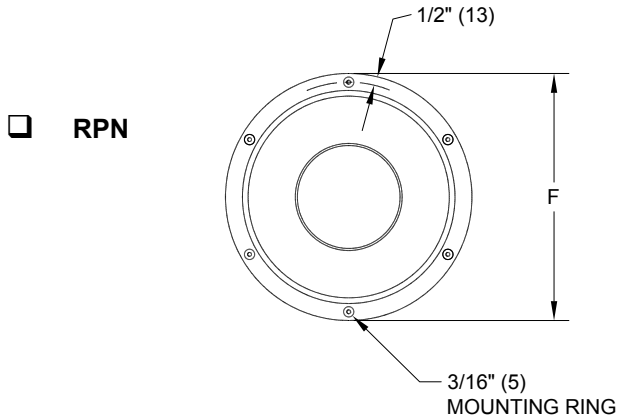


JOB NAME _____
 ARCHITECT _____
 ENGINEER _____
 CONTRACTOR _____
 LOCATION _____

SUBMITTAL SHEET
 Form Number GS0070.1 Effective Date 01/06
 Replaces GS0070



**RPN – ROUND PUNKAH NOZZLE
 SURFACE MOUNT**



STANDARD FEATURES:

1. Easy Finger Tip Adjustment.
2. Directional Air Pattern Control
 70° Global Rotation Minimum
 ± 35° Deflection
 360° Rotation
3. Heavy Gage Aluminum Construction.
4. Stainless Steel Damper Hardware.
5. Foam Gasket.
6. All units include Mounting Screws.
7. Aperture Damper must be ordered with the unit, it cannot be field installed.
8. Standard Finish is 44 White.
9. Other finishes are available.

NOMINAL SIZE	A	B	C	DUCT SIZE D	F	H	SCREW HOLES
4	2" (51)	2 9/16" (65)	3/4" (19)	4" (102)	6" (152)	3 5/16" (84)	3
6	3" (76)	3 1/16" (78)	1 7/16" (37)	6" (152)	8" (203)	4 1/2" (114)	4
8	4 3/8" (111)	4 1/4" (108)	1 3/4" (44)	8" (203)	10" (254)	6" (152)	4
10	5 3/4" (146)	5 1/2" (140)	2 7/8" (73)	10" (254)	12" (305)	8 3/8" (213)	6
12	7 3/8" (187)	6" (152)	3" (76)	12" (305)	14" (356)	9" (229)	6
14	8 5/8" (219)	7 1/8" (181)	4 1/8" (105)	14" (356)	16" (406)	11 1/4" (286)	6
16	9 3/4" (248)	8 1/4" (210)	4 3/4" (121)	16" (406)	18" (457)	13" (330)	6
18	10 1/2" (267)	9 1/2" (241)	4 1/4" (108)	18" (457)	20" (508)	13 3/4" (349)	8
20	12 3/8" (314)	10 7/8" (276)	4 7/8" (124)	20" (508)	22" (559)	15 3/4" (400)	8

**DIMENSIONS
 ARE GIVEN AS
 INCHES (MM)**

NOTE: DIMENSIONS ROUNDED TO THE NEAREST 1/16" (2)