

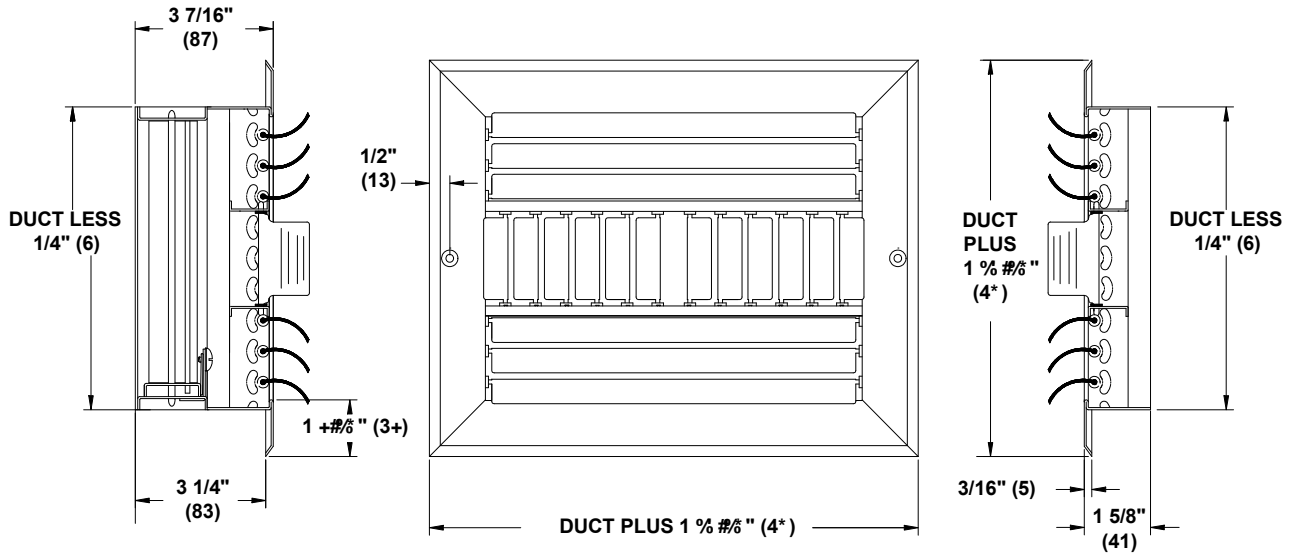
JOB NAME _____
 ARCHITECT _____
 ENGINEER _____
 CONTRACTOR _____
 LOCATION _____

SUBMITTAL SHEET
 Form Number GSS014" Form Effective Date) #%



9180 SERIES

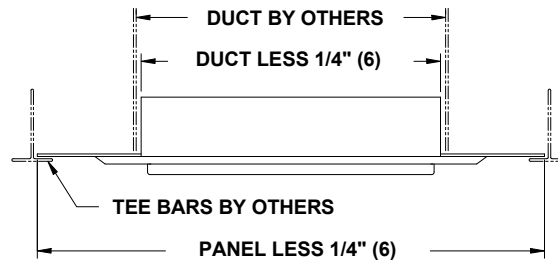
STAINLESS STEEL CURVED BLADE, MULTI-DEFLECTION DIFFUSER



9180
FRAME 22 SHOWN w/ 9OBD

FACE VIEW

9180
FRAME 22



SIDE VIEW FRAME 23
 MAX INLET EQUALS PANEL LESS 4" (102)

NOTES :

- CONSTRUCTION IS 18 GA. 304 STAINLESS STEEL.
- 20 GA. CURVED BLADES ARE INDIVIDUALLY ADJUSTABLE.
- AVAILABLE FRAME STYLES :
☒ FRAME 22 – SURFACE MOUNT
☒ FRAME 23 – LAY IN TEE BAR
- STANDARD FINISH IS #3 SATIN POLISHED.

OPTIONS :

- ☒ TYPE 316 STAINLESS STEEL
- ☒ MILL FINISH
- ☒ NO SCREWHOLE
- ☒ COUNTERSUNK SCREWHOLE WITH # 6 x 1-1/4" STAINLESS STEEL SHEET METAL SCREWS
- ☒ 9OBD - 20 GA STAINLESS STEEL OPPOSED BLADE DAMPER IS WELDED TO THE UNIT AND OPERATED BY SCREWDRIVER
- ☒ 9SRA - SQUARE TO ROUND ADAPTER

1-WAY



1



1S



1L

2-WAY



2



2S



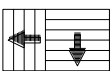
2L



2C



2CR

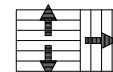


2CL

3-WAY



3

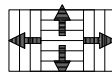


3C

4-WAY



4



4S

**DIMENSIONS ARE
 GIVEN AS
 INCHES (MM)**