

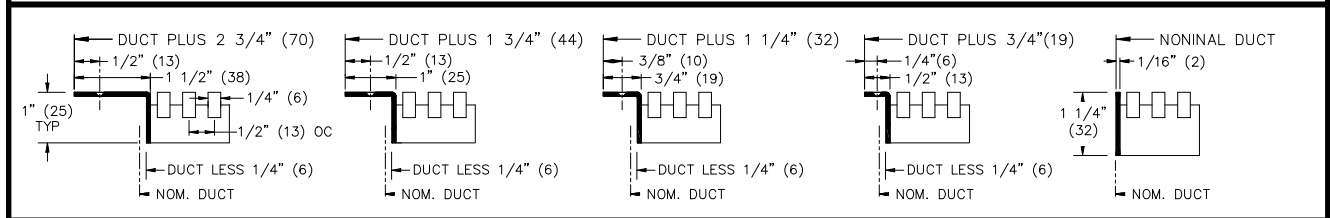
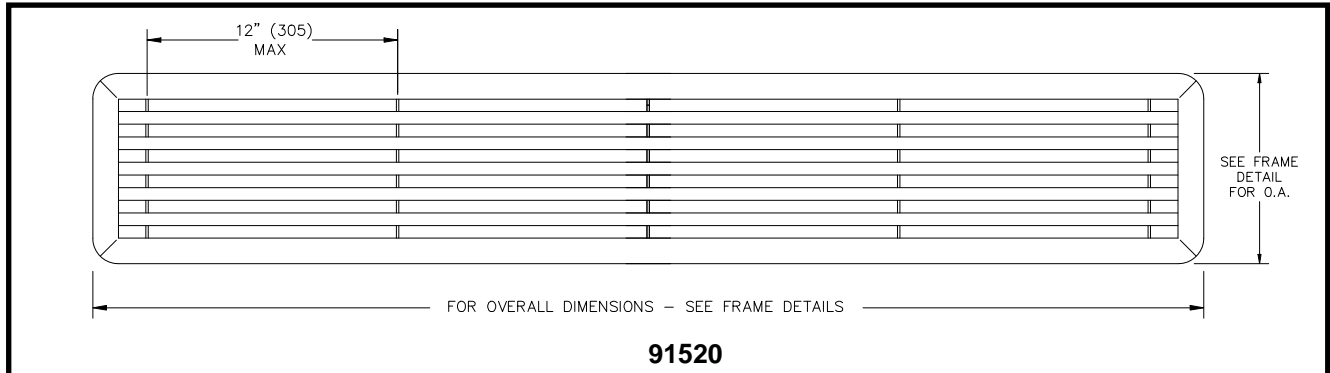
JOB NAME _____
 ARCHITECT _____
 ENGINEER _____
 CONTRACTOR _____
 LOCATION _____

SUBMITTAL SHEET
 Form Number GSS017 Effective Date 5/04
 NEW



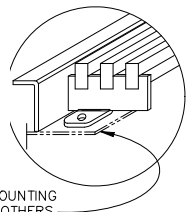
91520 SERIES
HEAVY DUTY STAINLESS STEEL BAR GRILLE

1/4" BARS – 1/2" SPACING



F15 F10 F75 F50 S1

CONCEALED FASTENING DETAIL



CONCEALED MOUNTING SUPPORT BY OTHERS

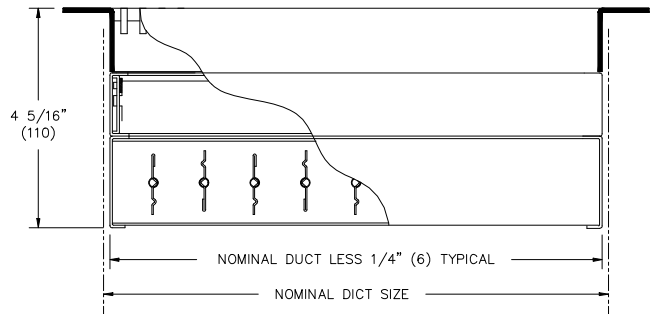
DIMENSIONS ARE GIVEN AS INCHES (MM)

NOTES :

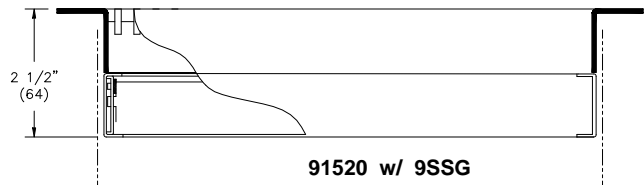
1. STANDARD CONSTRUCTION IS ALL WELDED, 14 GA. 304 STAINLESS STEEL
2. 1/4"x 1/2" BARS ARE WELDED IN PLACE FOR 0° DEFLECTION
3. STANDARD FINISH IS #3 SATIN POLISHED
4. MAX SINGLE SECTION SIZE IS 60" X 24".

OPTIONS :

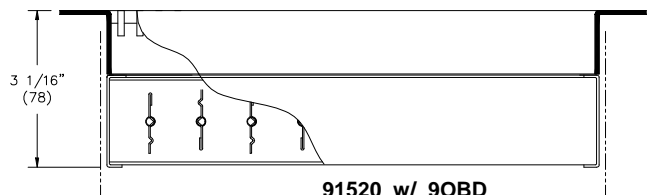
- TYPE 316 STAINLESS STEEL
- MILL FINISH
- NO SCREWHOLES
- # 6 x 1 1/2" TRUSS HEAD PHILLIPS STAINLESS STEEL SHEET METAL SCREWS
- 90BD** - 20 GA STAINLESS STEEL OPPOSED BLADE DAMPER IS WELDED TO THE UNIT AND OPERATED BY A SCREWDRIVER
- 9SSG** - ADJUSTABLE STRAIGHTENING GRID IS WELDED TO THE UNIT



91520 w/ 9SSG & 90BD



91520 w/ 9SSG



91520 w/ 90BD