


JOB NAME _____
 ARCHITECT _____
 ENGINEER _____
 CONTRACTOR _____
 LOCATION _____

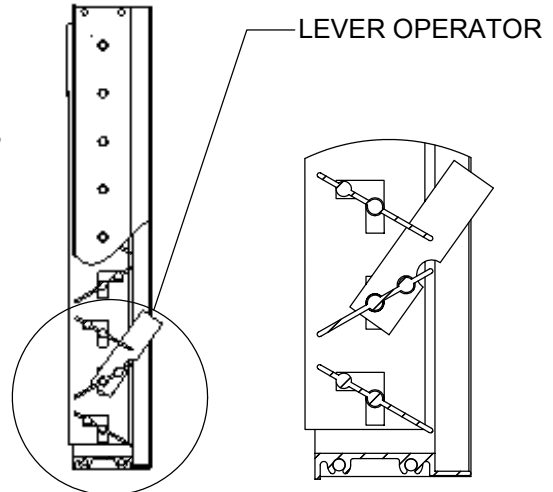
SUBMITTAL SHEET
 Form Number DS1021 Effective Date 10/2024
 NEW



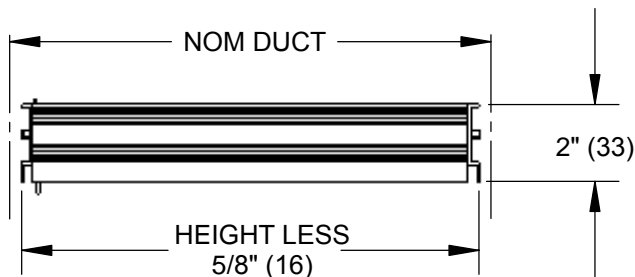
50BD
ALUMINUM OPPOSED BLADE DAMPER



TOP VIEW



SIDE VIEW DETAIL LEVER OPERATOR
 SCALE 1 : 2



END VIEW

DIMENSIONS AS GIVEN AS
 INCHES (MM)

NOMINAL SIZE CONFIGURATION CHART

	6	8	10	12	14	16	18	20	22	24	26	28	30	32	34	36	38	40	42	44	46	48
6	SINGLE UNIT SIZES											TWO SECTIONS										
8	SINGLE UNIT SIZES											TWO SECTIONS										
10	SINGLE UNIT SIZES											TWO SECTIONS										
12	SINGLE UNIT SIZES											TWO SECTIONS										
14	SINGLE UNIT SIZES											TWO SECTIONS										
16	SINGLE UNIT SIZES											TWO SECTIONS										
18	SINGLE UNIT SIZES											TWO SECTIONS										
20	SINGLE UNIT SIZES											TWO SECTIONS										
22	SINGLE UNIT SIZES											TWO SECTIONS										
24	SINGLE UNIT SIZES											TWO SECTIONS										
26	SINGLE UNIT SIZES											TWO SECTIONS										
28	SINGLE UNIT SIZES											TWO SECTIONS										
30	SINGLE UNIT SIZES											TWO SECTIONS										
32	SINGLE UNIT SIZES											TWO SECTIONS										
34	SINGLE UNIT SIZES											TWO SECTIONS										
36	SINGLE UNIT SIZES											TWO SECTIONS										
38	SINGLE UNIT SIZES											TWO SECTIONS										
40	SINGLE UNIT SIZES											TWO SECTIONS										
42	SINGLE UNIT SIZES											TWO SECTIONS										
44	SINGLE UNIT SIZES											TWO SECTIONS										
46	SINGLE UNIT SIZES											TWO SECTIONS										
48	SINGLE UNIT SIZES											TWO SECTIONS										

NOTES :

- 50BD IS ALUMINUM CONSTRUCTION.
- OPPOSED BLADE DAMPERS ARE LEVER OPERATED THROUGH THE FACE OF THE SPECIFIED UNIT.
- DAMPER SHIPS SEPARATELY FOR FIELD MOUNTING.
- STANDARD MILL FINISH.

ORDER DAMPERS TO MATCH
 FULL NOMINAL DUCT SIZE

FOR ANY DUCT DIMENSION IN EXCESS
 OF 24" (610) UNITS WILL CONSIST OF
 MULTIPLE GANGED UNITS