



1500, 1800
This series of extruded aluminum supply and return linear bar grilles are for ceiling, sidewall, sill (1500), and floor (1800) applications. Blade thickness is 7/32".



1600, 1850
This series of extruded aluminum supply and return linear bar grilles are for ceiling, sidewall, sill (1600), and floor (1850) applications. Blade thickness is 1/8".



1700
This extruded aluminum supply and return linear louvered grille is for ceiling or sidewall applications and features a 1-way or 2-way deflection with removable core.

1500, 1500MC, 1800, 1800MC

Introduction	K1-3
Dimensional Information & Frame Styles	K1-4
Mitered Corner Dimensional Information	K1-8
Access Door & Oversized Units	K1-9
Accessories	K1-10
Reference Charts	K1-11
Performance Data	K1-13
Engineering Specifications	K1-21

1600, 1600MC, 1850, 1850MC

Introduction	K1-23
Dimensional Information & Frame Styles	K1-24
Mitered Corner Dimensional Information	K1-28
Access Door & Oversized Units	K1-29
Accessories	K1-30
Reference Charts	K1-31
Performance Data	K1-33
Engineering Specifications	K1-41

1700, 1700MC

Introduction	K1-43
Dimensional Information	K1-44
Mitered Corner Dimensional Information & Accessories	K1-45
Reference Charts	K1-46
Performance Data	K1-47
Engineering Specifications	K1-49

Introduction: 1600, 1850

The 1600 and 1850 architectural linear bar grilles are designed to provide a clean, strong, horizontal look while offering optimum performance. The availability of a variety of frames and finishes allow the grilles to blend, compliment, or contrast with the ceiling, sidewall, sill, or floor installations. These grilles can be used on supply or return portions of heating, cooling or ventilation systems. The 1600/1850 series linear bar grille is an excellent choice for installation in soffit/sill applications where airflow is required to wash over a window.

MODELS

1600 - Supply or Return Linear Bar Grille for Ceiling, Sidewall, or Sill Applications

1850 - Supply or Return Linear Bar Grille with Lay-in, Removable Core for Floor Applications

FEATURES

- Available with 0° blade deflection, 1/4" bar spacing, and 1/8" blade thickness.
- Available with 0° blade deflection, 1/2" bar spacing, and 1/8" blade thickness.
- Available with 15° blade deflection, 1/4" bar spacing, and 1/8" blade thickness.
- Available with 15° blade deflection, 1/2" bar spacing, and 1/8" blade thickness.
- Extruded aluminum construction.
- Section lengths range from 6" to 72" long; units longer than 72" will consist of sections butted together.
- Widths range from 2" to 24" (Model 1600 Series) and 2" to 12" (Model 1850 Series).

ACCESSORIES

- Mitered Corners (Models 1600MC & 1850MC)
- Blank-off Strips (Model BOS)
- Linear Straightening Grid (Model LSG)
- Access Door (Model 1600 Series)
- Damper

OPTION

- Curving

FINISHES

- Standard finish is #44 British White. (Model 1600 Series)
- Standard finish is #44 British White or #10 Alumican. (Model 1850 Series)
- Optional finishes available.
- Optional anodizing available.




Model 1600



Corresponding mitered corner for Model 1600. WO construction shown.



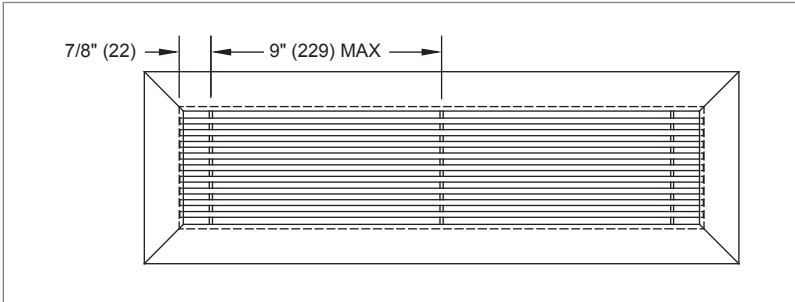
Model 1850



Corresponding mitered corner for Model 1850. CO construction shown.

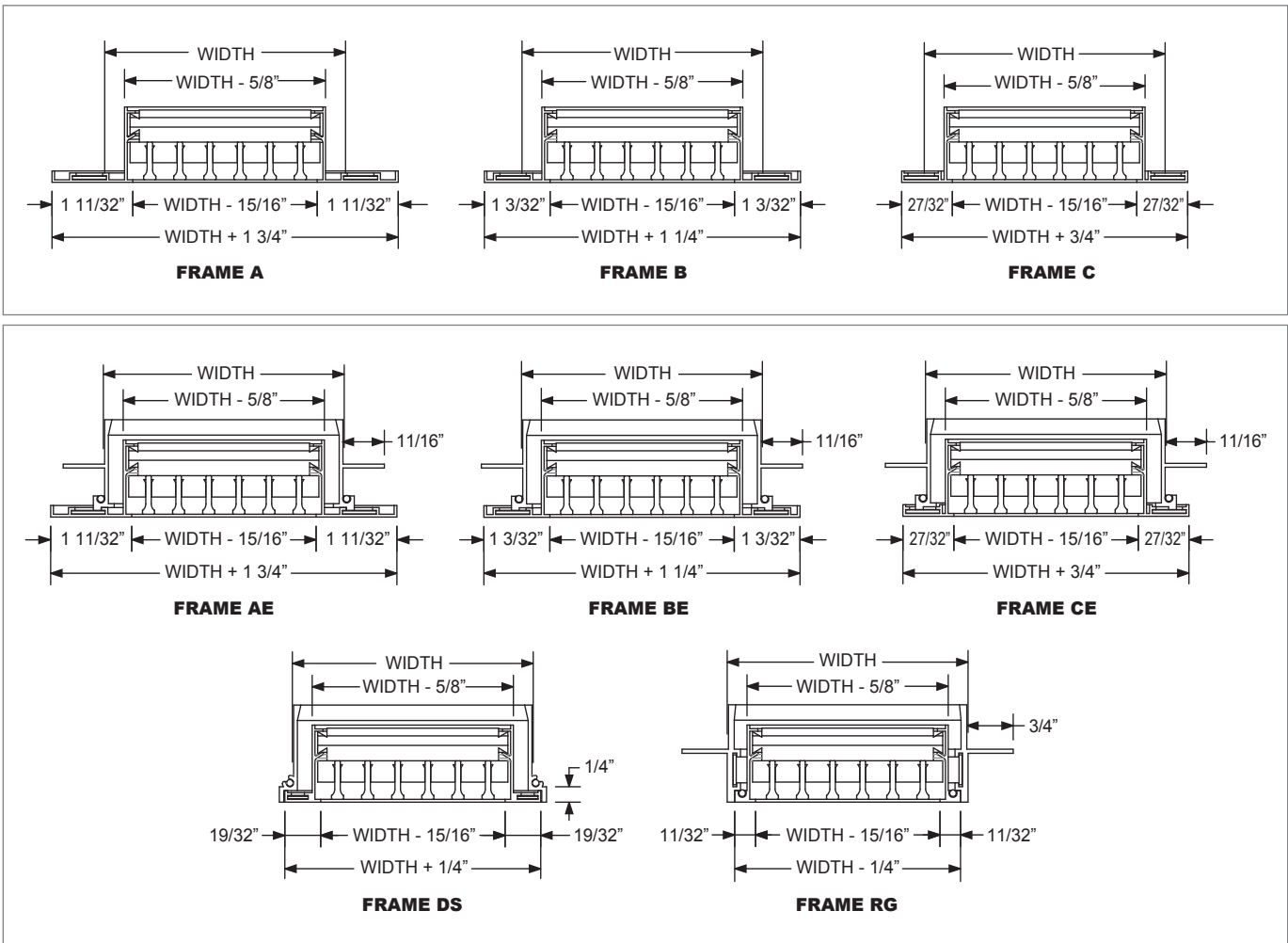
1600 Dimensional Information & Frame Styles

1600, FACE VIEW FOR FRAME STYLES A, B, C, AE, BE, CE, DS, & RG



NOTES: Dimensions in parentheses are mm. For 1600 grille length and width dimensional information, see table on page K1-25.

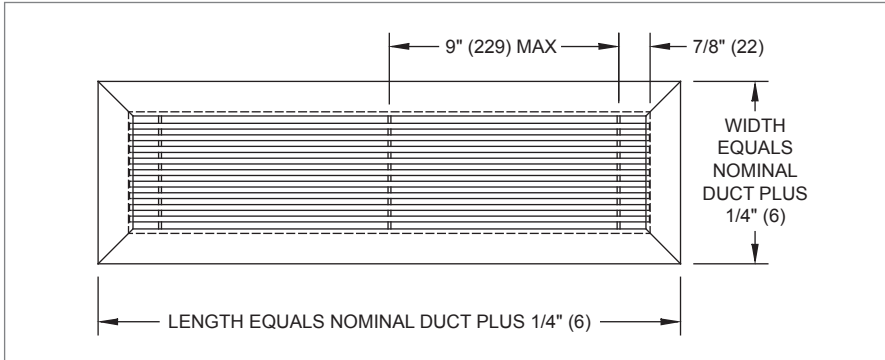
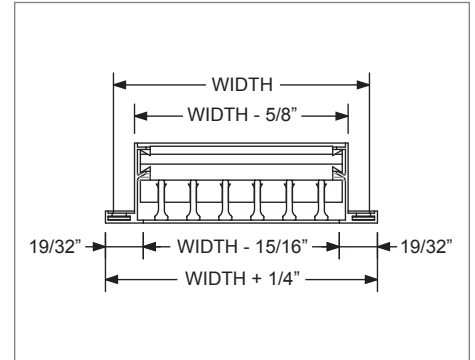
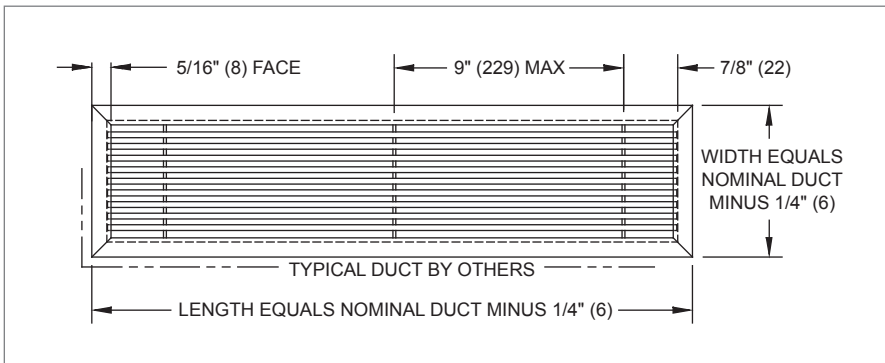
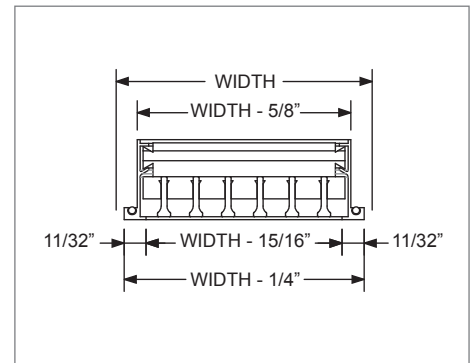
1600, FRAME STYLES A, B, C, AE, BE, CE, DS, & RG



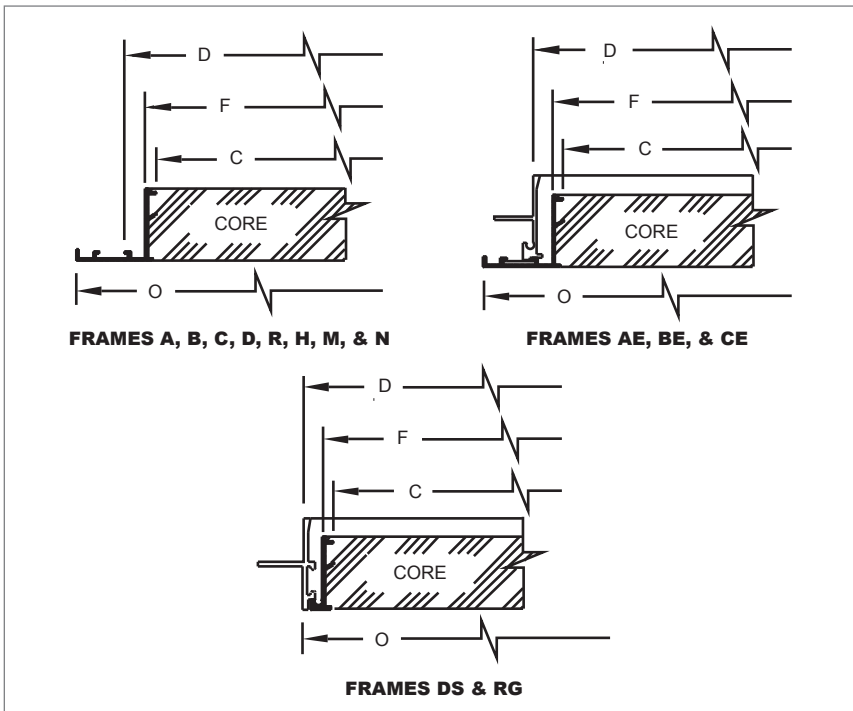
NOTE: Dimensions in parentheses are mm.

LINEAR BAR GRILLES

1600-1850

1600 Dimensional Information & Frame Styles
1600, FACE VIEW FOR FRAME STYLE D

1600, FRAME STYLE D

1600, FACE VIEW FOR FRAME STYLE R

1600, FRAME STYLE R


NOTE: Dimensions in parentheses are mm.

1600, 1850 Dimensional Information
1600, 1850, LENGTH & WIDTH DIMENSIONAL DETAIL


Frame	Frame Length	Overall Dimension	Core Opening Length
	F	O	C
A	D - 5/8"	D + 1 3/4"	D - 3/4"
B	D - 5/8"	D + 1 1/4"	D - 3/4"
C	D - 5/8"	D + 3/4"	D - 3/4"
D	D - 5/8"	D + 1/4"	D - 3/4"
R	D - 5/8"	D - 1/4"	D - 3/4"
AE	D	D + 1 3/4"	D - 3/8"
BE	D	D + 1 1/4"	D - 3/8"
CE	D	D + 3/4"	D - 3/8"
DS	D	D + 7/16"	D - 3/4"
RG	D	D	D - 3/4"
H	D	D + 2 1/4"	D - 3/8"
M	D	D + 1 5/8"	D - 3/8"
N	D	D	D - 3/8"

NOTES:

Lengths based on end caps mounted on each end.
 D = Nominal duct dimension length/width
 (or ordered length)

F = Actual overall neck dimension length/width

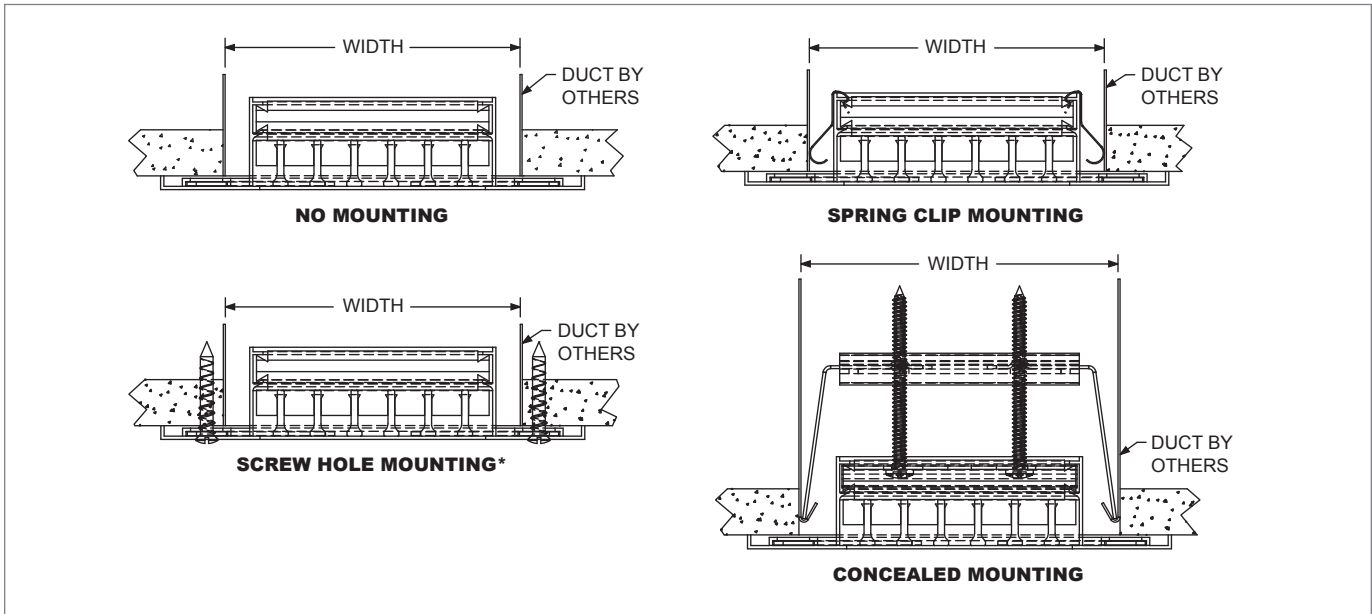
O = Overall face dimension length/width

C = Actual core opening length/width

LINEAR BAR GRILLES

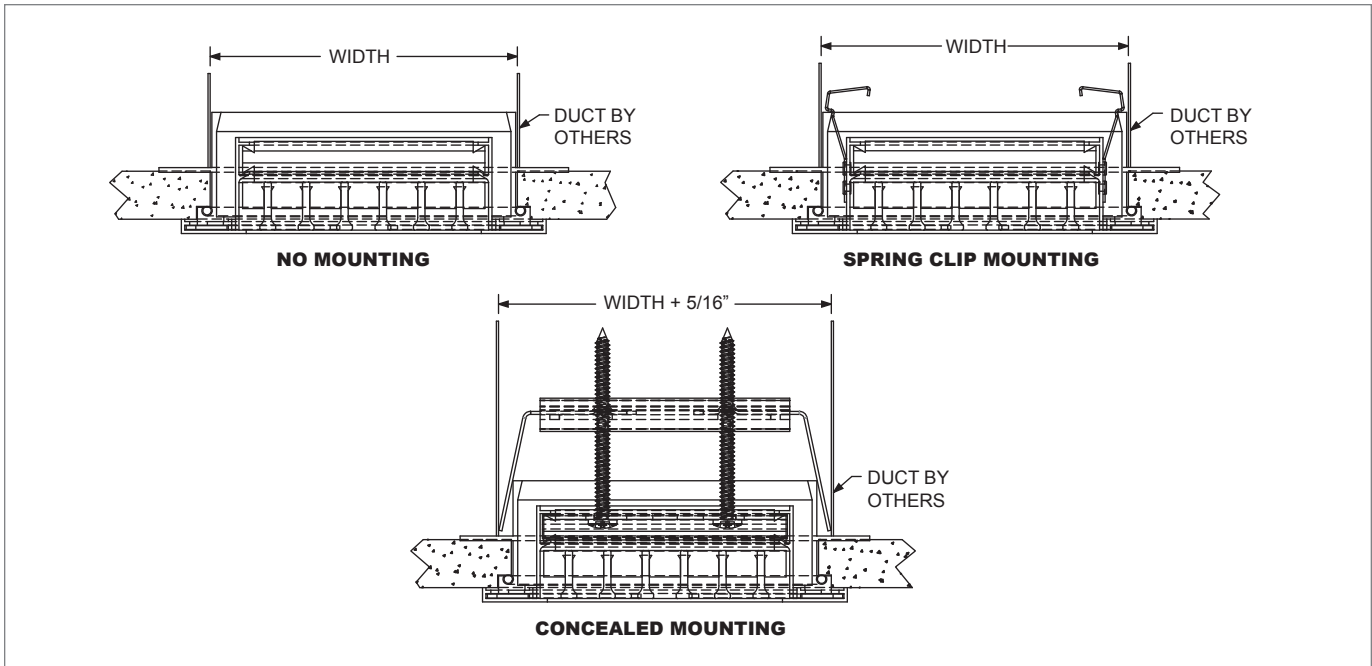
1600 Mounting Options

1600, MOUNTING OPTIONS FOR FRAME STYLES A, B, C, & D



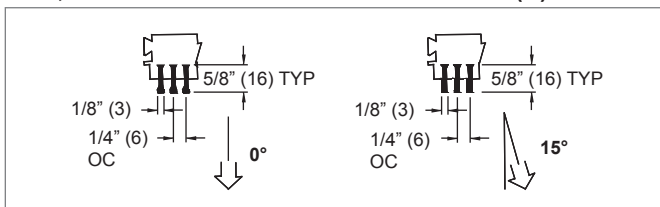
NOTES: All fastening methods for Frame R are provided by others. * Frame D not available with screw hole mounting.

1600, MOUNTING OPTIONS FOR FRAME STYLES AE, BE, CE, DS, & RG

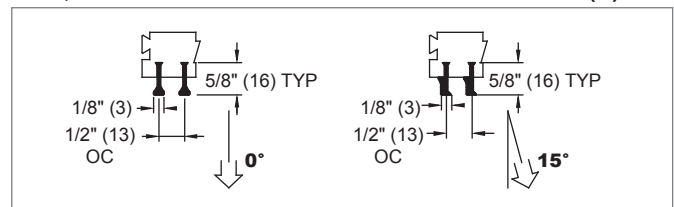


1600 Deflection Patterns

1600, NORMAL AIR DEFLECTION PATTERN (N)



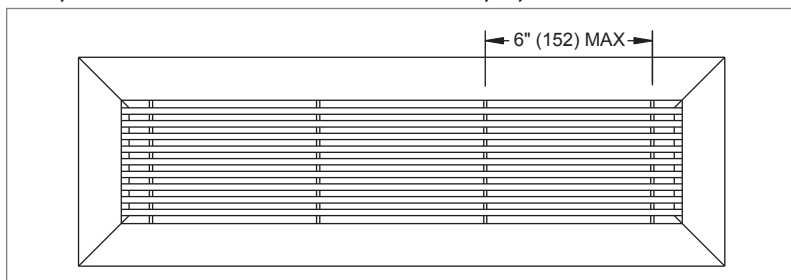
1600, EVERY OTHER AIR DEFLECTION PATTERN (E)



NOTE: Dimensions in parentheses are mm.

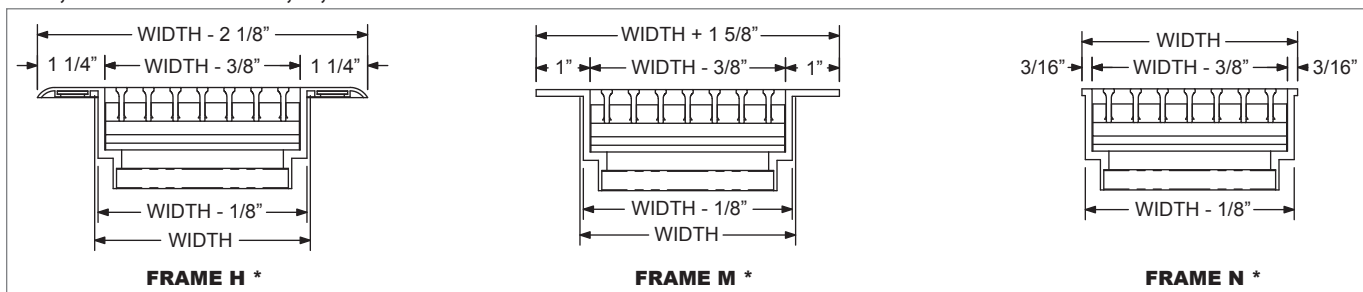
1850 Dimensional Information & Frame Styles

1850, FACE VIEW FOR FRAME STYLES H, M, & N



NOTES: Dimensions in parentheses are mm. For 1850 grille length and width dimensional information, see table on page K1-25.

1850, FRAME STYLES H, M, & N

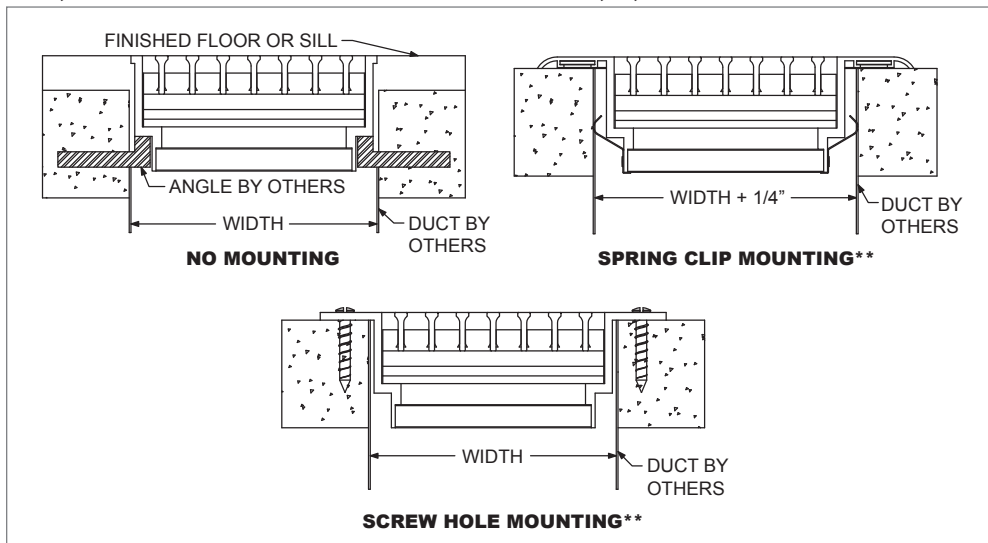


NOTES: Dimensions in parentheses are mm. Nominal duct equals ordered size. For actual dimensions, see table on page K1-25.

* Suggested floor opening for Frame H, M, and N is nominal duct size plus 1/16" (1.5).

1850 Mounting Options

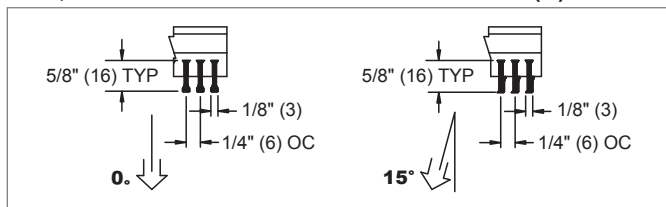
1850, MOUNTING OPTIONS FOR FRAME STYLES H, M, & N



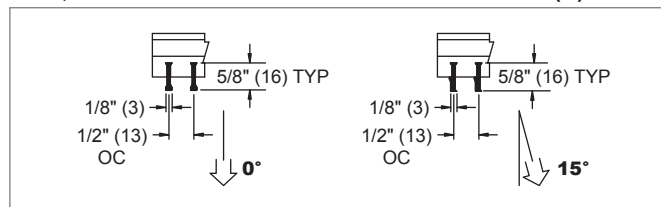
NOTES: Dimensions in parentheses are mm. ** Not available for Frame N.

1850 Deflection Patterns

1850, NORMAL AIR DEFLECTION PATTERNS (N)



1850, EVERY OTHER DEFLECTION PATTERNS (E)



NOTE: Dimensions in parentheses are mm.

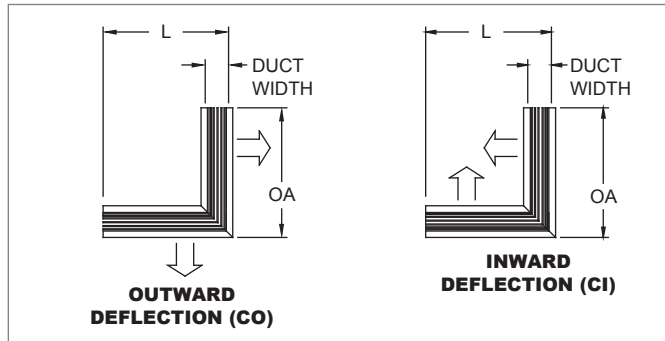
© KRUEGER 2012

1
6
0
0
-
1
8
5
0

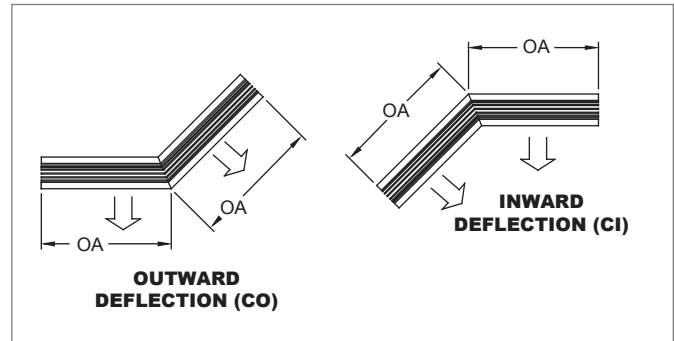
LINEAR BAR GRILLES

Mitered Corner (1600MC, 1850MC) Deflection Patterns

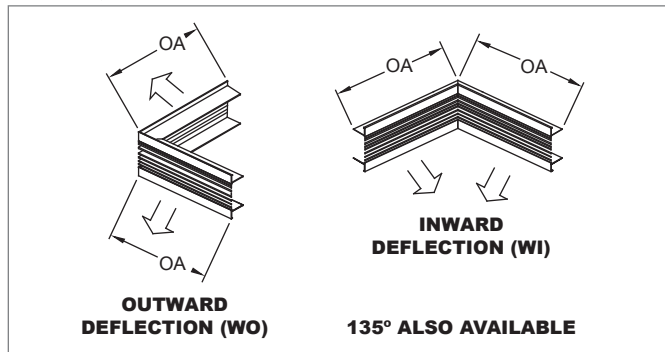
1600MC, 1850MC, 90° DEFLECTION PATTERN



1600MC, 1850MC, 135° DEFLECTION PATTERN



1600MC, 90° DEFLECTION PATTERN



Mitered Corner (1600MC, 1850MC) Dimensional Data

1600MC, OVERALL DIMENSIONS FOR FRAME STYLES

Duct Width	Duct L	Frames									
		A	B	C	D	R	AE	BE	CE	DS	RG
2" - 4" (51 - 102)	12" (305)	12 7/8" (327)	12 5/8" (321)	12 3/8" (314)	12 1/8" (308)	11 7/8" (302)	13 3/16" (335)	12 15/16" (329)	12 5/8" (321)	12 3/16" (310)	12" (305)
4 1/2" - 12" (114 - 305)	18" (457)	18 7/8" (479)	18 5/8" (473)	18 3/8" (467)	18 1/8" (460)	17 7/8" (454)	19 3/16" (487)	18 15/16" (481)	18 5/8" (473)	18 3/16" (462)	18" (457)

1850MC, OVERALL DIMENSIONS FOR FRAME STYLES

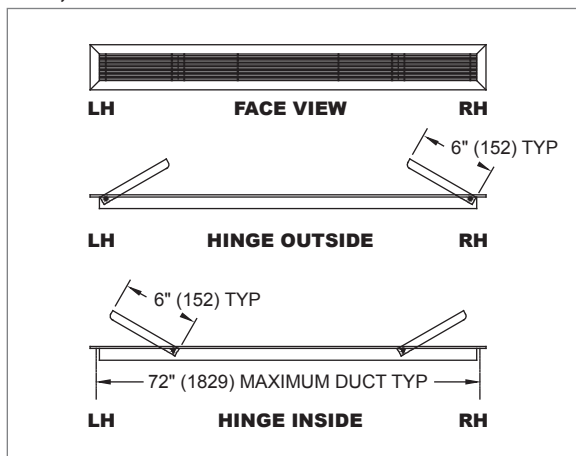
Duct Width	Duct L	Frames		
		H	M	N
2" - 4" (51 - 102)	12" (305)	12 7/8" (327)	12 13/16" (325)	12" (305)
3" - 4" (76 - 102)	12" (305)	-	-	-
4 1/2" - 12" (114 - 305)	18" (457)	18 7/8" (479)	18 13/16" (478)	18" (457)

1850MC, MAXIMUM FLOOR LOADING

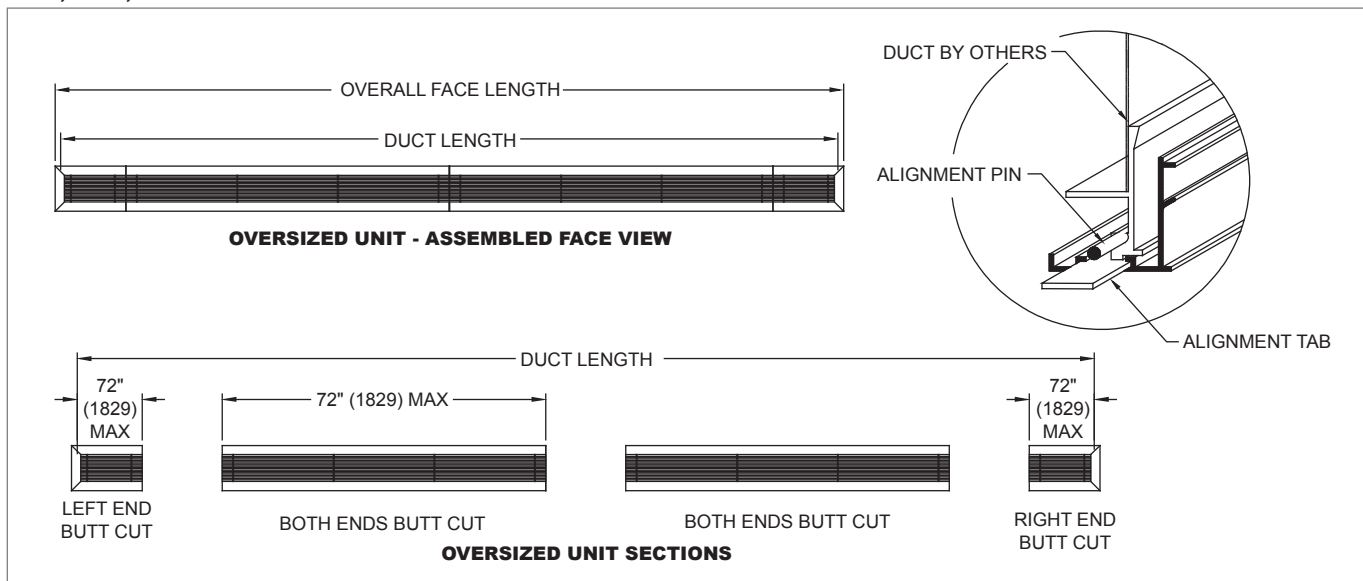
Model	Blade	Spacing	Maximum Vertical Distributed Load	Maximum Vertical Live Load	Maximum Horizontal Load
			lbs/in ²	lbs/ft ²	lbs
1850 Normal	1/8" (3)	1/4" (6)	300	300	50
1850 Every Other	1/8" (3)	1/2" (13)	200	200	50

NOTES: Dimensions in parentheses are mm. Dash indicates not available.

© KRUEGER 2012

1600, 1850 Access Doors & Oversized Units
1600, ACCESS DOOR OPTION


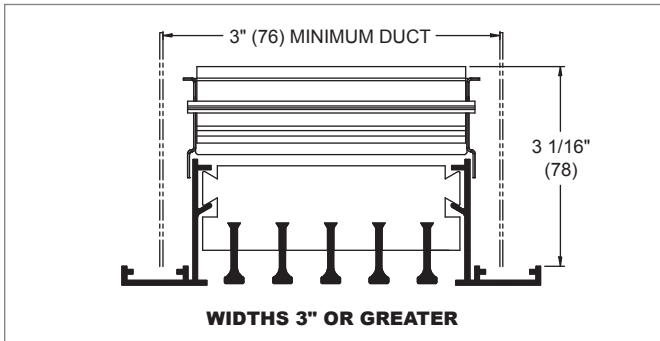
NOTES: Dimensions in parentheses are mm. Linear bar access doors provide open area approximately 5" (127) long by a width determined by the specified unit width. Access doors are not available with the 1850 models.

1600, 1850, OVERSIZED UNIT DIMENSIONAL DETAIL


NOTES: Dimensions in parentheses are mm. Oversized units are assembled with the minimum number of sections based on a maximum individual duct length of 72". Alignment tabs and pins are provided to facilitate assembly. Alignment tabs and pins are not available with Frames M and N.

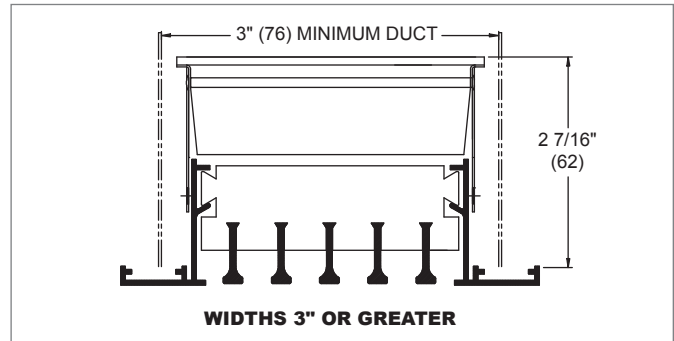
1600, 1850 Accessories

LINEAR OPPOSED BLADE DAMPER (LOBD)



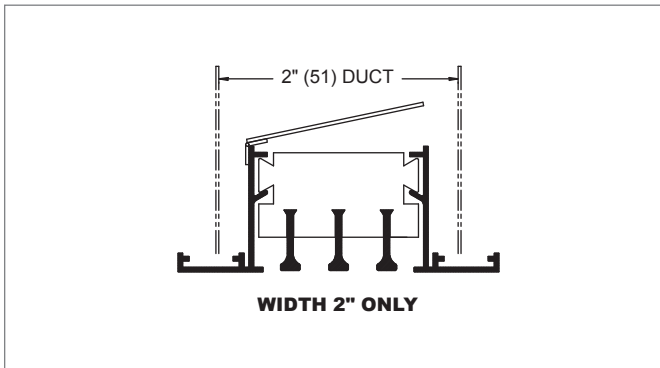
NOTES: Dimensions in parentheses are mm.
Do not use with Frames DS and RG.
Do not use with concealed mounting.

LINEAR STRAIGHTENING GRID (LSG)



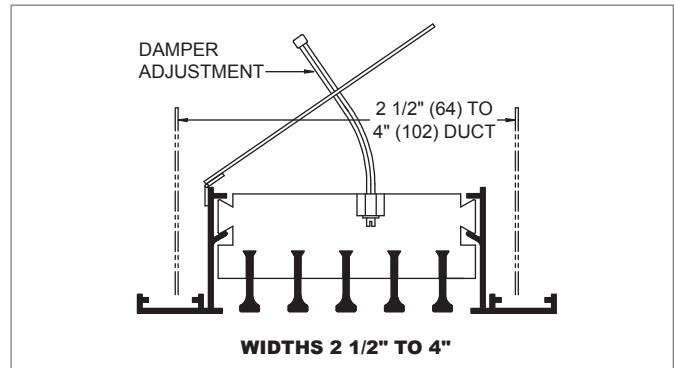
NOTES: Dimensions in parentheses are mm.
Do not use with Frames M, N, or R.
Do not use with spring clip mounting.

SINGLE BLADE DAMPER (SBD)



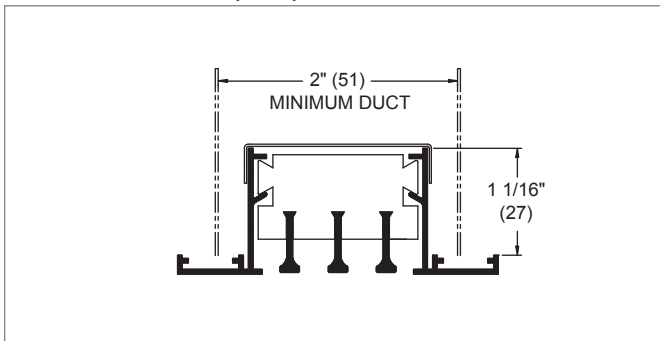
NOTES: Dimensions in parentheses are mm.
Do not use with Frames H, M, N, DS, or RG.
Do not use with concealed mounting.
Do not use with widths greater than 2" (51).

SINGLE BLADE DAMPER (SBD)



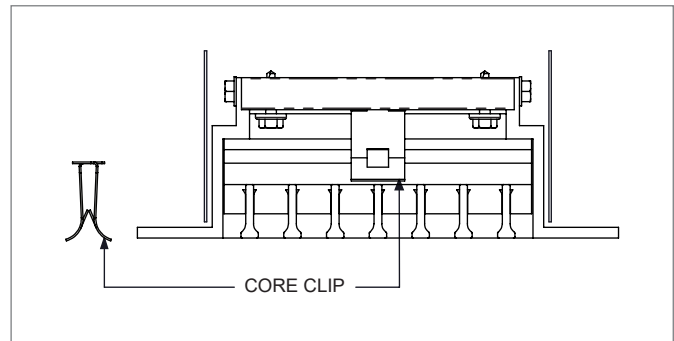
NOTES: Dimensions in parentheses are mm.
Do not use with Frames H, M, N, DS, or RG.
Do not use with concealed mounting.

BLANK-OFF STRIP (BOS)

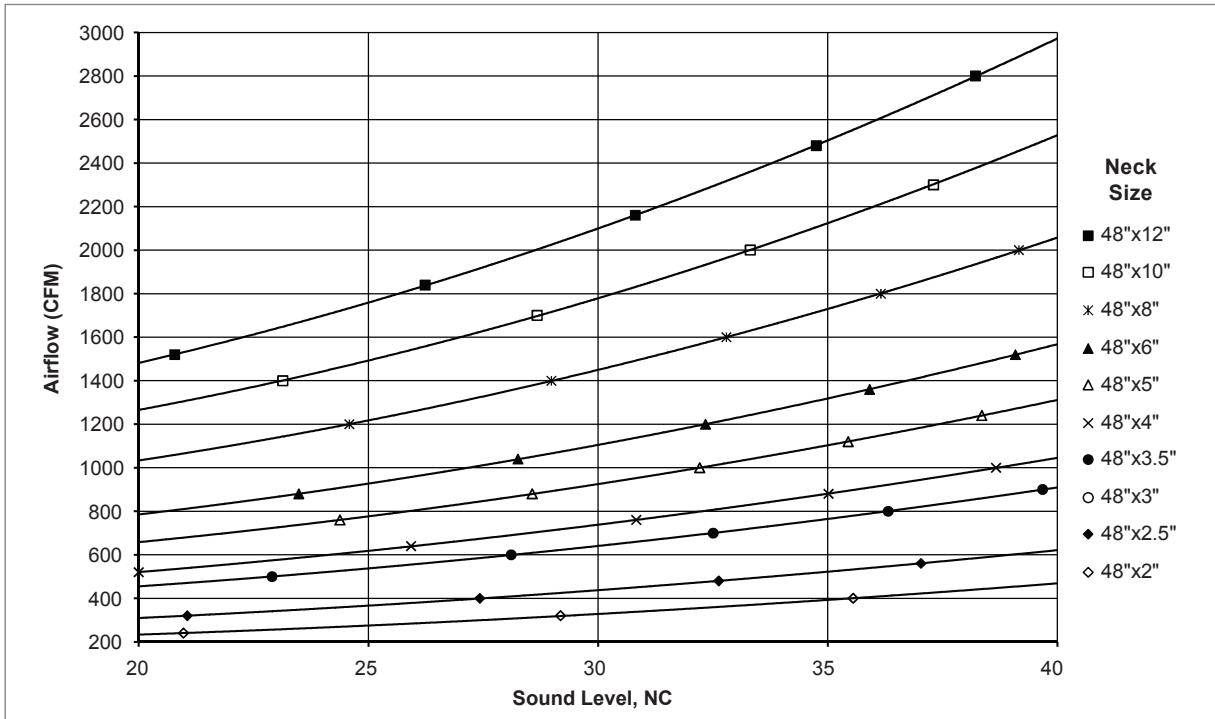
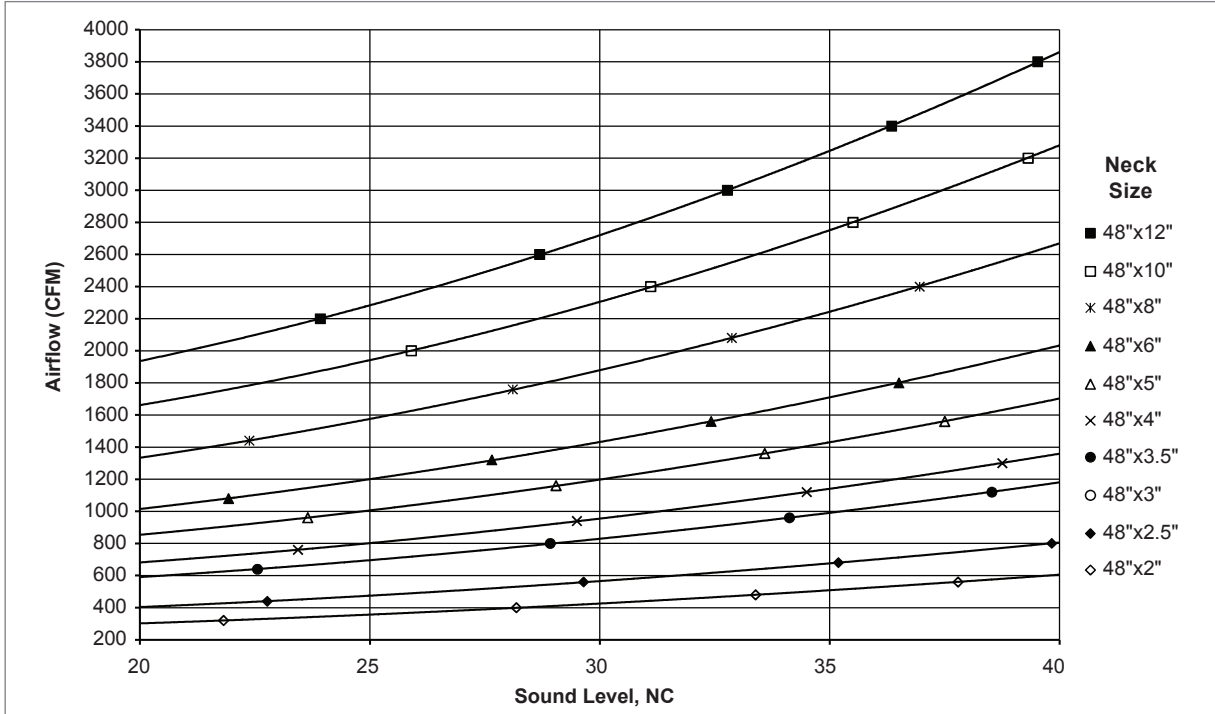


NOTES: Dimensions in parentheses are mm.
Do not use with spring clip mounting.

CORE CLIP

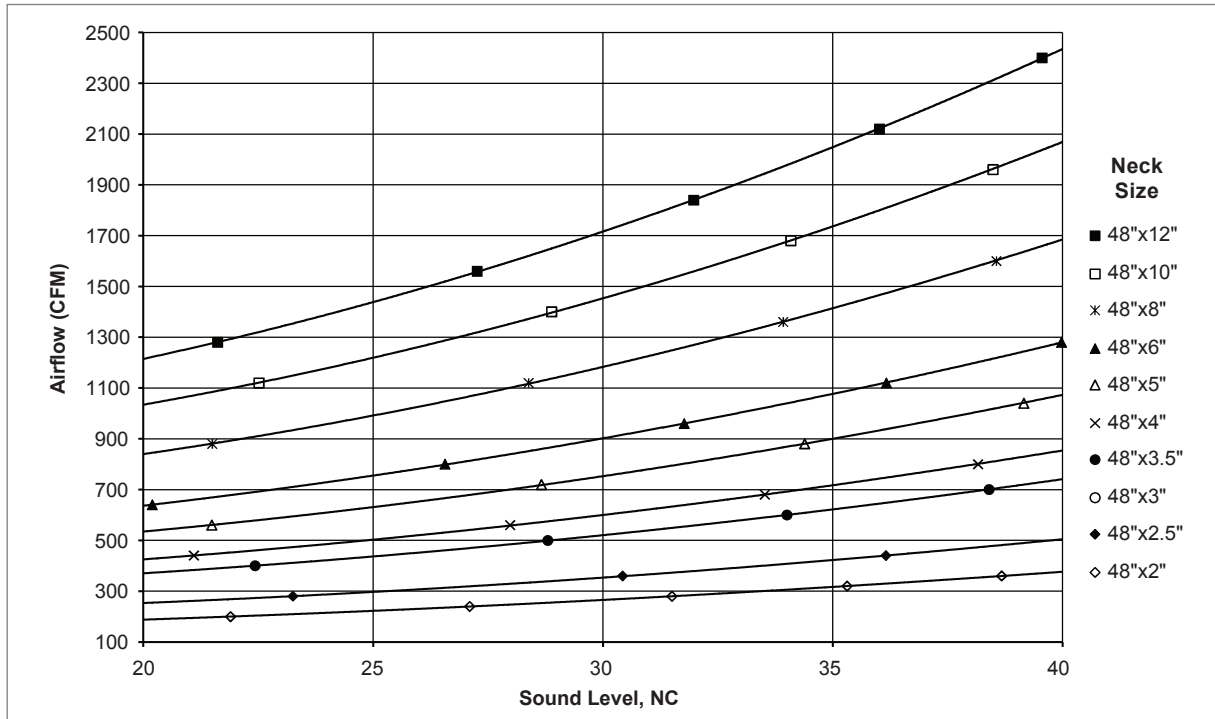


NOTES: Dimensions in parentheses are mm.
Only Available for 1800 and 1850.

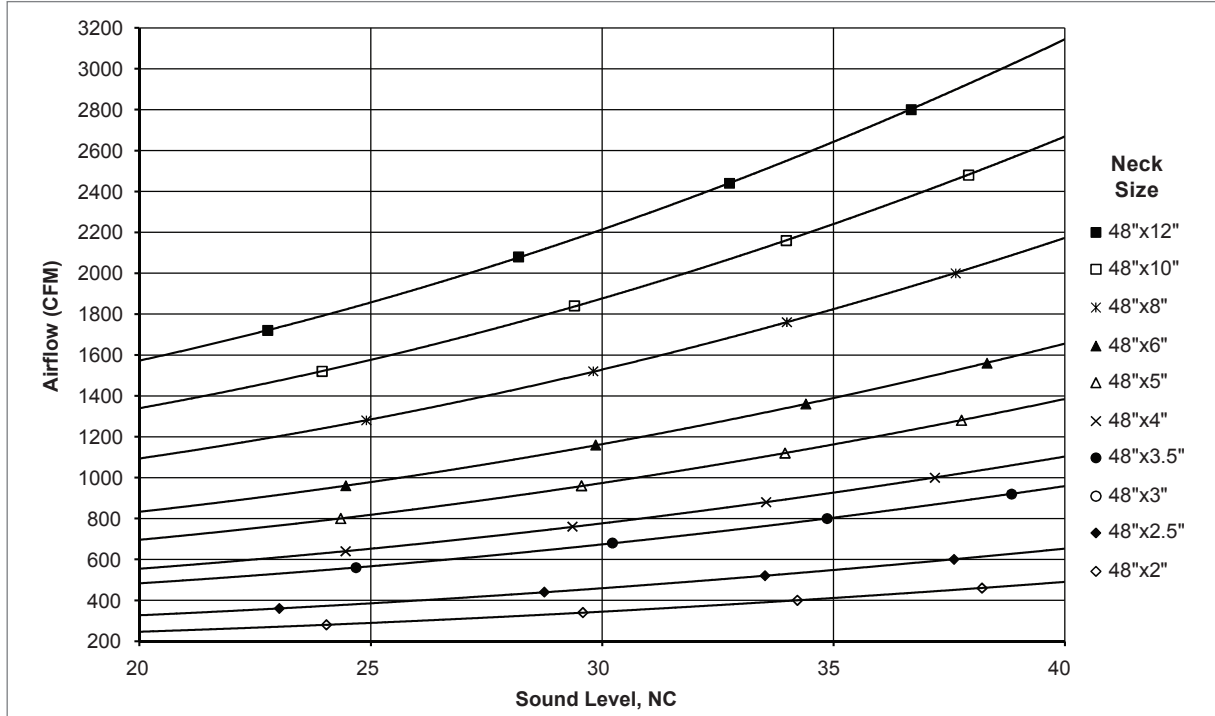
1600, 1850 Reference Charts
AIRFLOW VS. NC LEVEL: 1600, 1850, 0° DEFLECTION, 1/8" BARS, 1/4" BAR SPACING, 48" LENGTH

AIRFLOW VS. NC LEVEL: 1600, 1850, 0° DEFLECTION, 1/8" BARS, 1/2" BAR SPACING, 48" LENGTH


1600, 1850 Reference Charts

AIRFLOW VS. NC LEVEL: 1600, 1850, 15° DEFLECTION, 1/8" BARS, 1/4" BAR SPACING, 48" LENGTH



AIRFLOW VS. NC LEVEL: 1600, 1850, 15° DEFLECTION, 1/8" BARS, 1/2" BAR SPACING, 48" LENGTH



LINEAR BAR GRILLES

16000-1850

1600, 1850 Performance Data

IP/METRIC DATA: 1600, 1850, 0° DEFLECTION, 1/8" BARS, 1/4" BAR SPACING (NO OBD)

Nom. Duct	IP Data				NC	Nom. Duct	Metric Data				Octave Band, dB						
	Air Flow	Press Pv	Perpendicular Throw				Air Flow	Press Pv	Perpendicular Throw								
	in.	CFM/ft	"WG	ft			mm	L/s/m	Pa	m	2	3	4	5	6	7	
2"	20	0.012	3-5-11		-	51	3.1	3.1	0.9-1.6-3.3		20	20	-	-	-	-	
	40	0.049	7-11-18		-		6.2	12.3	2.2-3.3-5.5		32	33	21	-	-	-	
	60	0.111	11-16-22		21		9.3	27.6	3.3-4.8-6.8		39	41	33	21	15	12	
	80	0.197	14-18-26		29		12.4	49.1	4.4-5.5-7.8		43	46	41	32	26	22	
	100	0.308	17-20-29		36		15.5	76.7	5.1-6.2-8.7		47	50	48	41	34	29	
	120	0.444	18-22-32		41		18.6	110.5	5.5-6.8-9.6		50	53	53	48	41	36	
140	0.604	20-24-34		45	21.7	150.4	6.0-7.3-10.4		53	56	57	55	47	41			
2 1/2"	40	0.025	6-9-18		-	64	6.2	6.3	1.9-2.8-5.5		27	28	12	-	-	-	
	60	0.057	9-14-22		-		9.3	14.1	2.8-4.2-6.8		34	36	24	-	-	-	
	80	0.101	12-18-26		21		12.4	25.1	3.7-5.5-7.8		39	41	33	20	14	11	
	100	0.157	15-20-29		27		15.5	39.2	4.7-6.2-8.7		43	45	39	29	23	19	
	120	0.226	18-22-32		33		18.6	56.4	5.5-6.8-9.6		46	48	44	36	30	25	
	140	0.308	20-24-34		37		21.7	76.7	6.0-7.3-10.4		48	51	49	43	36	31	
160	0.403	21-26-36		41	24.8	100.2	6.4-7.8-11.1		51	54	53	48	41	35			
3"	60	0.034	8-12-22		-	76	9.3	8.5	2.5-3.7-6.8		31	32	18	-	-	-	
	80	0.061	11-16-26		-		12.4	15.2	3.3-5.0-7.8		36	37	26	11	-	-	
	100	0.095	14-20-29		21		15.5	23.7	4.1-6.2-8.7		40	41	33	20	14	11	
	120	0.137	16-22-32		27		18.6	34.1	5.0-6.8-9.6		43	45	38	27	21	18	
	140	0.186	19-24-34		31		21.7	46.4	5.8-7.3-10.4		45	48	43	34	27	23	
	160	0.244	21-26-36		35		24.8	60.6	6.4-7.8-11.1		47	50	47	39	32	28	
180	0.308	22-27-39		38	27.9	76.7	6.8-8.3-11.7		49	52	50	44	37	32			
3 1/2"	75	0.036	9-14-25		-	89	11.6	8.9	2.8-4.2-7.6		32	33	19	-	-	-	
	100	0.064	12-18-29		-		15.5	15.9	3.7-5.6-8.7		37	38	28	13	-	-	
	125	0.099	15-23-32		23		19.4	24.8	4.7-6.9-9.8		41	43	34	22	16	13	
	150	0.143	18-25-35		28		23.3	35.7	5.6-7.6-10.7		44	46	40	29	23	19	
	175	0.195	22-27-38		33		27.2	48.6	6.6-8.2-11.6		46	49	44	35	29	25	
	200	0.255	23-29-41		36		31.0	63.4	7.1-8.7-12.4		49	51	48	41	34	29	
225	0.322	25-31-43		40	34.9	80.3	7.6-9.3-13.1		51	53	51	45	38	33			
4"	70	0.022	8-12-24		-	102	10.9	5.6	2.4-3.6-7.2		29	29	13	-	-	-	
	100	0.046	11-17-29		-		15.5	11.4	3.4-5.2-8.7		35	36	24	-	-	-	
	130	0.077	15-22-33		20		20.2	19.2	4.5-6.7-10.0		39	41	31	18	12	-	
	160	0.117	18-26-36		26		24.8	29.1	5.5-7.8-11.1		43	45	37	26	20	16	
	190	0.165	22-28-40		31		29.5	41.0	6.6-8.5-12.1		46	48	42	33	26	22	
	220	0.221	25-30-43		35		34.2	54.9	7.5-9.2-13.0		48	51	47	38	32	27	
250	0.285	26-32-46		39	38.8	70.9	8.0-9.8-13.8		50	53	50	43	37	32			
5"	130	0.045	13-19-33		-	127	20.2	11.2	3.9-5.9-10.0		36	37	25	-	-	-	
	160	0.068	16-24-36		-		24.8	17.0	4.8-7.3-11.1		39	41	31	16	11	-	
	190	0.096	19-28-40		24		29.5	24.0	5.7-8.5-12.1		42	44	36	23	17	14	
	220	0.129	22-30-43		29		34.2	32.1	6.6-9.2-13.0		45	47	40	29	23	19	
	250	0.167	25-32-46		32		38.8	41.5	7.6-9.8-13.8		47	49	44	34	28	24	
	280	0.209	28-34-48		35		43.5	52.0	8.5-10.4-14.6		49	51	47	38	32	28	
310	0.256	29-36-51		38	48.1	63.8	8.9-10.9-15.4		50	53	50	42	36	31			
6"	140	0.034	13-19-34		-	152	21.7	8.5	3.8-5.7-10.4		34	35	21	-	-	-	
	180	0.057	16-24-39		-		27.9	14.1	4.9-7.4-11.7		39	40	29	13	-	-	
	220	0.085	20-30-43		23		34.2	21.1	6.0-9.0-13.0		42	44	35	21	16	13	
	260	0.118	23-33-46		28		40.4	29.4	7.1-10.0-14.1		45	47	39	28	22	19	
	300	0.157	27-35-50		32		46.6	39.2	8.2-10.7-15.2		47	49	44	34	27	24	
	340	0.202	30-38-53		36		52.8	50.3	9.3-11.4-16.1		49	52	47	39	32	28	
380	0.252	32-40-56		39	59.0	62.8	9.8-12.1-17.1		51	54	50	43	36	32			
8"	200	0.037	15-23-41		-	203	31.0	9.1	4.6-7.0-12.4		36	37	24	-	-	-	
	250	0.057	19-29-46		-		38.8	14.3	5.8-8.7-13.8		40	41	30	15	-	-	
	300	0.082	23-34-50		25		46.6	20.5	7.0-10.4-15.2		43	45	35	22	16	14	
	350	0.112	27-38-54		29		54.3	27.9	8.1-11.6-16.4		46	48	40	28	22	19	
	400	0.147	31-41-58		33		62.1	36.5	9.3-12.4-17.5		48	50	44	33	27	24	
	450	0.186	34-43-61		36		69.9	46.2	10.4-13.1-18.6		50	52	47	38	32	28	
500	0.229	37-46-64		39	77.6	57.0	11.3-13.8-19.6		52	54	50	42	36	31			

NOTES: See pages K1-34 and K1-40 for correction factors and notes.

LINEAR BAR GRILLES

 1
6
0
0
-
1
8
5
0

1600, 1850 Performance Data

IP/METRIC DATA: 1600, 1850, 0° DEFLECTION, 1/8" BARS, 1/4" BAR SPACING (NO OBD)

Nom. Duct	IP Data				NC	Nom. Duct	Metric Data				Octave Band, dB					
	Air Flow	Press Pv	Perpendicular Throw				Air Flow	Press Pv	Perpendicular Throw		2	3	4	5	6	7
	in. CFM/ft	"WG	ft				L/s/m	Pa	m							
10"	200	0.023	14-20-41		-	254	31.0	5.6	4.1-6.2-12.3		33	34	18	-	-	-
	275	0.043	19-28-48		-		42.7	10.6	5.7-8.5-14.5		38	40	27	-	-	-
	350	0.069	24-36-54		23		54.3	17.2	7.2-10.8-16.4		42	44	34	20	14	12
	425	0.102	29-42-59		29		66.0	25.3	8.7-12.8-18.0		46	48	40	27	21	18
	500	0.141	34-46-64		33		77.6	35.0	10.3-13.8-19.6		48	51	44	34	27	24
	575	0.186	39-49-69		37		89.3	46.3	11.8-14.8-21.0		51	53	48	39	33	29
650	0.238	42-52-73		41	100.9	59.2	12.9-15.8-22.3		53	55	52	44	37	33		
12"	220	0.018	13-20-40		-	305	34.2	4.6	4.1-6.2-12.3		32	33	15	-	-	-
	300	0.034	18-28-50		-		46.6	8.5	5.6-8.4-15.2		37	38	24	-	-	-
	380	0.055	23-35-56		21		59.0	13.7	7.1-10.6-17.1		41	43	31	16	11	-
	460	0.081	28-42-62		26		71.4	20.0	8.6-12.9-18.8		45	46	37	23	18	15
	540	0.111	33-47-67		31		83.8	27.6	10.1-14.4-20.3		47	49	42	30	24	21
	620	0.146	38-51-72		35		96.3	36.4	11.6-15.4-21.8		50	52	46	35	29	25
700	0.186	43-54-76		38	108.7	46.4	13.1-16.4-23.1		52	54	49	40	34	30		
14"	310	0.026	18-26-51		-	356	48.1	6.6	5.3-8.0-15.4		36	36	21	-	-	-
	400	0.042	22-33-57		-		62.1	10.4	6.7-10.1-17.3		40	41	29	12	-	-
	490	0.061	27-40-62		23		76.1	15.1	8.1-12.1-19.0		43	45	35	20	15	12
	580	0.083	31-47-67		27		90.0	20.7	9.5-14.2-20.5		46	48	40	27	21	18
	670	0.109	36-51-72		31		104.0	27.1	10.8-15.5-22.0		49	51	44	32	26	23
	760	0.138	40-54-77		35		118.0	34.4	12.2-16.5-23.3		51	53	47	37	31	27
850	0.171	45-57-81		38	132.0	42.6	13.6-17.4-24.6		53	55	51	42	35	31		
16"	300	0.019	16-24-47		-	406	46.6	4.6	4.8-7.2-14.4		33	34	17	-	-	-
	400	0.033	21-32-58		-		62.1	8.2	6.4-9.6-17.5		38	39	25	-	-	-
	500	0.052	26-40-64		21		77.6	12.9	8.0-12.0-19.6		42	43	32	16	11	-
	600	0.075	32-47-70		27		93.1	18.6	9.6-14.4-21.4		45	47	37	23	18	15
	700	0.101	37-54-76		31		108.7	25.3	11.2-16.4-23.1		48	50	42	29	23	20
	800	0.133	42-58-81		35		124.2	33.0	12.8-17.5-24.7		50	52	45	34	28	25
900	0.168	47-61-86		38	139.7	41.8	14.4-18.6-26.2		52	54	49	39	33	29		
18"	420	0.029	21-31-59		-	457	65.2	7.1	6.3-9.5-17.9		38	38	24	-	-	-
	540	0.044	26-39-66		-		83.8	10.9	7.8-11.8-20.0		42	43	31	15	-	-
	660	0.062	31-46-72		24		102.5	15.5	9.3-14.0-21.8		45	47	37	22	17	15
	780	0.084	36-54-77		29		121.1	20.9	10.9-16.3-23.5		48	50	42	29	23	20
	900	0.109	41-58-82		32		139.7	27.1	12.4-17.7-25.1		50	52	46	35	29	25
	1020	0.137	46-62-87		36		158.4	34.1	13.9-18.8-26.5		52	55	49	40	33	30
1140	0.168	51-65-92		39	177.0	41.9	15.4-19.8-27.9		54	57	53	44	38	34		
20"	350	0.016	16-25-49		-	508	54.3	4.0	4.9-7.5-15.0		33	33	15	-	-	-
	475	0.029	22-33-63		-		73.7	7.3	6.8-10.2-19.1		38	39	24	-	-	-
	600	0.047	28-42-70		21		93.1	11.6	8.6-12.8-21.4		42	43	31	15	-	-
	725	0.068	34-51-77		26		112.6	17.0	10.3-15.5-23.6		45	47	37	22	17	14
	850	0.094	40-59-84		31		132.0	23.4	12.1-18.0-25.5		48	50	41	29	23	20
	975	0.124	46-64-90		35		151.4	30.8	13.9-19.3-27.3		50	52	45	34	28	25
1100	0.157	52-67-95		38	170.8	39.2	15.7-20.5-29.0		52	55	49	39	33	29		
24"	400	0.014	16-26-51		-	610	62.1	3.5	4.8-7.8-15.6		33	33	15	-	-	-
	550	0.027	24-35-67		-		85.4	6.7	7.1-10.7-20.5		38	39	24	-	-	-
	700	0.044	30-45-76		21		108.7	10.9	9.1-13.6-23.1		42	43	31	14	-	-
	850	0.064	36-54-84		26		132.0	16.0	11.0-16.6-25.5		46	47	37	22	16	14
	1000	0.089	43-64-91		31		155.2	22.2	13.0-19.5-27.7		48	50	41	28	23	20
	1150	0.118	49-69-98		35		178.5	29.3	14.9-21.0-29.7		51	53	45	34	28	25
1300	0.151	56-73-104		38	201.8	37.5	16.9-22.3-31.5		53	55	49	39	33	29		

LENGTH & NC CORRECTION FACTORS

Active Length	2	4	8	10	12
Throw Correction (Multiply)	0.72	1.0	1.5	1.7	1.8
Active Length	2	4	6	8	10
NC Throw Correction (Add)	-3.0	0.0	2.0	3.0	5.0

NOTES: When the diffuser is used as a return, increase the NC by (4) and the negative static pressure, which is (0.8) times the listed total pressure shown. See additional notes on page K1-40.

LINEAR BAR GRILLES

1
6
0
0
-
1
8
5
0

© KRUEGER 2012

1600, 1850 Performance Data

IP/METRIC DATA: 1600, 1850, 0° DEFLECTION, 1/8" BARS, 1/2" BAR SPACING (NO OBD)

Nom. Duct	IP Data				NC	Nom. Duct	Metric Data				Octave Band, dB						
	Air Flow	Press Pv	Perpendicular Throw				Air Flow	Press Pv	Perpendicular Throw								
	in.	CFM/ft	"WG	ft			mm	L/s/m	Pa	m							
2"	40	0.031	7-10-18		-	51	6.2	7.7	2.0-3.1-5.5		24	26	13	-	-	-	
	60	0.069	10-15-22		-		9.3	17.3	3.1-4.6-6.8		31	33	25	14	-	-	
	80	0.124	13-18-26		22		12.4	30.8	4.1-5.5-7.8		36	38	34	25	18	14	
	100	0.193	17-20-29		28		15.5	48.1	5.1-6.2-8.7		40	43	40	34	27	22	
	120	0.278	18-22-32		33		18.6	69.2	5.5-6.8-9.6		43	46	46	41	34	28	
	140	0.378	20-24-34		38		21.7	94.2	6.0-7.3-10.4		45	49	50	47	40	34	
160	0.494	21-26-36		42	24.8	123.0	6.4-7.8-11.1		48	51	54	52	45	38			
2 1/2"	50	0.025	7-11-20		-	64	7.8	6.1	2.2-3.3-6.2		24	25	12	-	-	-	
	80	0.063	11-17-26		-		12.4	15.7	3.5-5.2-7.8		32	33	25	13	-	-	
	110	0.119	16-21-30		23		17.1	29.7	4.8-6.5-9.2		37	39	35	26	19	15	
	140	0.193	20-24-34		30		21.7	48.1	6.0-7.3-10.4		41	44	42	35	28	23	
	170	0.285	22-27-38		35		26.4	70.9	6.6-8.1-11.4		44	47	47	43	36	30	
	200	0.394	23-29-41		40		31.0	98.1	7.1-8.7-12.4		47	50	52	49	42	36	
230	0.521	25-31-44		44	35.7	129.7	7.7-9.4-13.3		49	53	56	55	47	40			
3"	60	0.021	8-11-22		-	76	9.3	5.3	2.3-3.5-6.8		23	24	-	-	-	-	
	100	0.060	13-19-29		-		15.5	14.8	3.9-5.8-8.7		32	34	25	13	-	-	
	140	0.117	18-24-34		24		21.7	29.1	5.4-7.3-10.4		38	40	35	26	20	16	
	180	0.193	22-27-39		31		27.9	48.1	6.8-8.3-11.7		42	45	43	36	29	24	
	220	0.288	25-30-43		36		34.2	71.8	7.5-9.2-13.0		45	49	48	44	37	31	
	260	0.403	27-33-46		41		40.4	100.3	8.1-10.0-14.1		48	52	53	51	43	37	
300	0.536	29-35-50		45	46.6	133.5	8.7-10.7-15.2		51	54	57	56	48	42			
3 1/2"	80	0.026	9-14-26		-	89	12.4	6.4	2.8-4.2-7.8		26	27	14	-	-	-	
	120	0.057	14-21-32		-		18.6	14.3	4.2-6.3-9.6		33	34	26	13	-	-	
	160	0.102	18-26-36		23		24.8	25.4	5.6-7.8-11.1		37	40	34	24	18	14	
	200	0.159	23-29-41		29		31.0	39.7	7.0-8.7-12.4		41	44	41	33	26	22	
	240	0.230	26-32-45		34		37.3	57.2	7.8-9.6-13.6		44	47	46	40	33	28	
	280	0.313	28-34-48		39		43.5	77.8	8.5-10.4-14.6		47	50	50	46	39	33	
320	0.408	30-36-51		42	49.7	101.7	9.0-11.1-15.7		49	53	54	52	44	38			
4"	100	0.029	11-16-29		-	102	15.5	7.1	3.2-4.8-8.7		27	29	16	-	-	-	
	145	0.060	15-23-35		-		22.5	14.9	4.7-7.0-10.5		34	35	27	14	-	-	
	190	0.103	20-28-40		23		29.5	25.7	6.1-8.5-12.1		38	40	35	25	19	15	
	235	0.158	25-31-44		30		36.5	39.3	7.6-9.5-13.4		42	44	41	34	27	22	
	280	0.224	28-34-48		35		43.5	55.7	8.5-10.4-14.6		45	48	46	40	33	28	
	325	0.302	30-37-52		39		50.5	75.1	9.1-11.2-15.8		47	50	51	46	39	34	
370	0.391	32-39-55		42	57.4	97.3	9.7-11.9-16.8		49	53	54	51	44	38			
5"	140	0.033	13-20-34		-	127	21.7	8.1	4.0-5.9-10.4		30	31	19	-	-	-	
	190	0.060	18-27-40		-		29.5	15.0	5.4-8.1-12.1		35	37	28	16	-	-	
	240	0.096	22-32-45		24		37.3	23.9	6.8-9.6-13.6		39	41	35	25	19	15	
	290	0.140	27-35-49		29		45.0	35.0	8.2-10.5-14.9		42	44	40	32	26	21	
	340	0.193	31-38-53		34		52.8	48.1	9.3-11.4-16.1		44	47	45	39	32	27	
	390	0.254	33-40-57		38		60.5	63.2	10.0-12.2-17.3		47	50	49	44	37	32	
440	0.323	35-43-60		41	68.3	80.5	10.6-13.0-18.4		49	52	53	49	41	36			
6"	150	0.025	13-19-35		-	152	23.3	6.1	3.8-5.7-10.7		28	29	16	-	-	-	
	210	0.048	18-26-42		-		32.6	12.0	5.4-8.0-12.7		34	35	26	12	-	-	
	270	0.080	23-33-47		22		41.9	19.9	6.9-10.2-14.4		38	40	33	22	16	12	
	330	0.119	28-37-52		28		51.2	29.7	8.4-11.2-15.9		41	44	39	30	23	19	
	390	0.166	33-40-57		32		60.5	41.4	9.9-12.2-17.3		44	47	44	36	30	25	
	450	0.222	35-43-61		37		69.9	55.2	10.7-13.1-18.6		46	49	48	42	35	30	
510	0.285	38-46-65		40	79.2	70.9	11.4-14.0-19.8		49	52	52	47	40	34			
8"	200	0.023	14-21-41		-	203	31.0	5.7	4.3-6.5-12.4		29	30	16	-	-	-	
	280	0.045	20-30-48		-		43.5	11.2	6.1-9.1-14.6		34	36	26	12	-	-	
	360	0.074	26-39-55		22		55.9	18.5	7.8-11.7-16.6		39	41	33	22	16	13	
	440	0.111	31-43-60		28		68.3	27.7	9.6-13.0-18.4		42	44	39	30	23	19	
	520	0.155	37-46-66		33		80.7	38.6	11.3-14.1-20.0		45	47	44	36	30	25	
	600	0.207	41-50-70		37		93.1	51.4	12.4-15.2-21.4		47	50	48	42	35	30	
680	0.265	43-53-75		41	105.6	66.1	13.2-16.1-22.8		49	52	52	47	40	35			

NOTE: See pages K1-36 and K1-40 for correction factors and notes.

LINEAR BAR GRILLES

1600 - 1850

1600, 1850 Performance Data

IP/METRIC DATA: 1600, 1850, 0° DEFLECTION, 1/8" BARS, 1/2" BAR SPACING (NO DAMPER)

Nom. Duct	IP Data			NC	Nom. Duct	Metric Data			Octave Band, dB						
	Air Flow	Press Pv	Perpendicular Throw			Air Flow	Press Pv	Perpendicular Throw							
	in.	CFM/ft	"WG			ft	mm	L/s/m	Pa	m	2	3	4	5	6
10"	300	0.032	19-29-50	-	254	46.6	7.9	5.8-8.7-15.2	32	34	22	-	-	-	
	400	0.056	25-38-58	-		62.1	14.0	7.7-11.6-17.5	37	39	30	17	12	-	
	500	0.088	32-46-64	26		77.6	21.9	9.6-13.8-19.6	41	43	37	26	20	16	
	600	0.127	38-50-70	31		93.1	31.6	11.6-15.2-21.4	44	46	42	33	27	23	
	700	0.173	44-54-76	36		108.7	43.0	13.4-16.4-23.1	47	49	47	39	33	28	
	800	0.226	47-58-81	39		124.2	56.2	14.3-17.5-24.7	49	52	51	45	38	33	
	900	0.285	50-61-86	43		139.7	71.1	15.2-18.6-26.2	51	54	54	49	42	37	
12"	350	0.029	20-30-54	-	305	54.3	7.3	6.1-9.2-16.4	32	34	21	-	-	-	
	450	0.048	26-39-61	-		69.9	12.0	7.9-11.8-18.6	37	38	29	15	-	-	
	550	0.072	32-47-67	24		85.4	17.9	9.6-14.4-20.5	40	42	35	23	17	14	
	650	0.101	37-52-73	29		100.9	25.1	11.4-15.8-22.3	43	45	40	30	23	20	
	750	0.134	43-56-79	33		116.4	33.4	13.1-16.9-24.0	45	48	44	35	29	25	
	850	0.172	48-59-84	36		132.0	42.9	14.7-18.0-25.5	47	50	47	40	33	29	
	950	0.215	51-63-89	40		147.5	53.5	15.6-19.1-27.0	49	52	51	45	38	33	
14"	400	0.027	21-32-58	-	356	62.1	6.8	6.4-9.7-17.5	33	34	21	-	-	-	
	540	0.050	29-43-67	-		83.8	12.5	8.7-13.1-20.3	38	39	30	16	11	-	
	680	0.079	36-53-75	26		105.6	19.8	11.0-16.1-22.8	42	44	37	26	20	16	
	820	0.115	43-58-82	31		127.3	28.8	13.2-17.7-25.1	45	47	42	33	27	23	
	960	0.158	51-63-89	36		149.0	39.4	15.5-19.2-27.1	47	50	47	39	33	28	
	1100	0.208	55-67-95	40		170.8	51.8	16.8-20.5-29.0	50	52	51	45	38	33	
	1240	0.264	59-72-101	43		192.5	65.8	17.8-21.8-30.8	52	55	54	49	42	37	
16"	500	0.032	25-37-64	-	406	77.6	8.1	7.5-11.3-19.6	35	36	24	-	-	-	
	640	0.053	32-47-73	21		99.4	13.2	9.6-14.4-22.1	39	40	31	18	12	-	
	780	0.079	39-57-80	27		121.1	19.6	11.7-17.3-24.4	42	44	37	26	20	17	
	920	0.110	45-62-87	31		142.8	27.3	13.8-18.8-26.5	45	47	42	33	26	22	
	1060	0.146	52-66-94	35		164.6	36.3	15.9-20.1-28.5	47	50	46	38	32	27	
	1200	0.187	58-70-100	39		186.3	46.5	17.5-21.4-30.3	49	52	50	43	36	32	
	1340	0.233	61-74-105	42		208.0	58.0	18.5-22.6-32.0	51	54	53	47	40	35	
18"	600	0.036	28-42-70	-	457	93.1	9.1	8.5-12.7-21.4	36	37	26	11	-	-	
	740	0.055	34-52-78	22		114.9	13.8	10.5-15.7-23.8	40	41	33	20	14	11	
	880	0.078	41-60-85	27		136.6	19.5	12.4-18.4-26.0	42	45	38	26	20	17	
	1020	0.105	47-65-92	31		158.4	26.3	14.4-19.8-27.9	45	47	42	32	26	22	
	1160	0.136	54-69-98	35		180.1	34.0	16.4-21.1-29.8	47	50	46	37	31	27	
	1300	0.171	60-73-104	38		201.8	42.6	18.2-22.3-31.5	49	52	49	42	35	31	
	1440	0.210	63-77-109	41		223.6	52.3	19.2-23.5-33.2	51	54	52	46	39	34	
20"	700	0.040	31-46-76	-	508	108.7	9.9	9.4-14.1-23.1	37	39	28	13	-	-	
	850	0.059	37-56-84	23		132.0	14.6	11.4-17.1-25.5	40	42	34	21	15	12	
	1000	0.081	44-64-91	28		155.2	20.3	13.4-19.6-27.7	43	45	39	28	21	18	
	1150	0.108	51-69-98	32		178.5	26.8	15.4-21.0-29.7	46	48	43	33	27	23	
	1300	0.138	57-73-104	36		201.8	34.2	17.4-22.3-31.5	48	50	46	38	31	27	
	1450	0.171	63-77-110	39		225.1	42.6	19.2-23.6-33.3	49	52	49	42	36	31	
	1600	0.208	66-81-115	42		248.4	51.9	20.2-24.7-35.0	51	54	52	46	39	34	
24"	800	0.036	32-48-81	-	610	124.2	8.9	9.7-14.6-24.7	37	38	27	12	-	-	
	980	0.054	39-59-90	23		152.1	13.3	11.9-17.9-27.4	40	42	33	20	14	12	
	1160	0.075	46-69-98	28		180.1	18.7	14.1-21.1-29.8	43	45	38	27	21	18	
	1340	0.100	54-74-105	32		208.0	24.9	16.3-22.6-32.0	46	48	42	32	26	23	
	1520	0.129	61-79-112	36		236.0	32.1	18.5-24.1-34.1	48	50	46	37	31	27	
	1700	0.161	68-84-119	39		263.9	40.1	20.7-25.5-36.1	50	52	49	42	35	31	
	1880	0.197	72-88-125	42		291.9	49.1	21.9-26.8-37.9	51	54	52	46	39	34	

LENGTH & NC CORRECTION FACTORS

Active Length	2	4	8	10	12
Throw Correction (Multiply)	0.72	1.0	1.5	1.7	1.8
Active Length	2	4	6	8	10
NC Throw Correction (Add)	-3.0	0.0	2.0	3.0	5.0

NOTES: When the diffuser is used as a return, increase the NC by (4) and the negative static pressure, which is (0.8) times the listed total pressure shown. See additional notes on page K1-40.

LINEAR BAR GRILLES

1
6
0
0
-
1
8
5
0

© KRUEGER 2012

1600, 1850 Performance Data

IP/METRIC DATA: 1600, 1850, 15° DEFLECTION, 1/8" BARS, 1/4" BAR SPACING (NO DAMPER)

Nom. Duct	IP Data				NC	Nom. Duct	Metric Data				Octave Band, dB						
	Air Flow	Press Pv	Perpendicular Throw				Air Flow	Press Pv	Perpendicular Throw								
	in. CFM/ft	"WG	ft				mm	L/s/m	Pa	m		2	3	4	5	6	7
2"	30	0.028	5-8-16		-	51	4.7	6.9	1.6-2.4-4.8		33	34	19	-	-	-	
	40	0.049	7-11-18		-		6.2	12.2	2.2-3.2-5.5		38	39	27	11	-	-	
	50	0.077	9-13-20		22		7.8	19.1	2.7-4.1-6.2		42	43	34	20	14	11	
	60	0.110	11-16-22		27		9.3	27.4	3.2-4.8-6.8		45	47	39	27	21	18	
	70	0.150	12-17-24		32		10.9	37.4	3.8-5.2-7.3		47	50	43	33	27	23	
	80	0.196	14-18-26		35		12.4	48.8	4.3-5.5-7.8		49	52	47	39	32	28	
	90	0.248	16-19-27		39	14.0	61.8	4.8-5.9-8.3		51	54	51	43	36	32		
2 1/2"	30	0.014	4-7-14		-	64	4.7	3.5	1.2-2.1-4.2		29	29	-	-	-	-	
	50	0.039	8-11-20		-		7.8	9.7	2.3-3.5-6.2		37	38	25	-	-	-	
	70	0.077	11-16-24		23		10.9	19.1	3.3-4.9-7.3		43	44	35	21	15	13	
	90	0.127	14-19-27		30		14.0	31.5	4.2-5.9-8.3		47	49	42	31	25	21	
	110	0.189	17-21-30		36		17.1	47.1	5.1-6.5-9.2		50	53	48	39	33	28	
	130	0.264	19-23-33		41		20.2	65.7	5.8-7.1-10.0		53	56	53	46	39	34	
	150	0.351	20-25-35		45	23.3	87.5	6.2-7.6-10.7		56	59	57	51	44	39		
3"	40	0.015	5-8-16		-	76	6.2	3.8	1.6-2.5-5.0		30	30	12	-	-	-	
	60	0.034	8-12-22		-		9.3	8.5	2.5-3.7-6.8		37	38	24	-	-	-	
	80	0.060	11-16-26		21		12.4	15.1	3.3-5.0-7.8		42	43	32	17	12	-	
	100	0.095	14-20-29		27		15.5	23.5	4.2-6.2-8.7		45	47	39	26	20	17	
	120	0.136	16-22-32		33		18.6	33.9	5.0-6.8-9.6		49	51	44	33	27	24	
	140	0.185	19-24-34		37		21.7	46.1	5.8-7.3-10.4		51	54	49	40	33	29	
	160	0.242	21-26-36		41	24.8	60.2	6.4-7.8-11.1		53	56	53	45	38	34		
3 1/2"	50	0.016	6-9-19		-	89	7.8	3.9	1.9-2.8-5.7		31	32	13	-	-	-	
	75	0.036	9-14-25		-		11.6	8.9	2.8-4.3-7.6		38	39	25	-	-	-	
	100	0.063	12-19-29		22		15.5	15.8	3.8-5.7-8.7		43	44	34	19	14	11	
	125	0.099	16-23-32		29		19.4	24.6	4.7-6.9-9.8		47	49	40	28	22	19	
	150	0.142	19-25-35		34		23.3	35.4	5.7-7.6-10.7		50	52	46	35	29	25	
	175	0.194	22-27-38		38		27.2	48.2	6.6-8.2-11.6		52	55	50	41	35	30	
	200	0.253	23-29-41		42	31.0	63.0	7.1-8.7-12.4		55	57	54	46	40	35		
4"	50	0.011	5-9-17		-	102	7.8	2.8	1.5-2.6-5.2		29	29	-	-	-	-	
	80	0.029	9-14-26		-		12.4	7.2	2.8-4.2-7.8		37	38	23	-	-	-	
	110	0.055	13-19-30		21		17.1	13.6	3.8-5.8-9.2		42	44	32	17	11	-	
	140	0.089	16-24-34		28		21.7	22.1	4.9-7.3-10.4		46	48	39	26	21	18	
	170	0.131	20-27-38		34		26.4	32.6	5.9-8.1-11.4		50	52	45	34	28	24	
	200	0.181	23-29-41		38		31.0	45.1	7.0-8.7-12.4		52	55	50	40	34	30	
	230	0.240	25-31-44		42	35.7	59.7	7.7-9.4-13.3		55	57	54	46	39	35		
5"	60	0.010	5-9-18		-	127	9.3	2.4	1.4-2.8-5.5		29	28	-	-	-	-	
	100	0.026	10-15-29		-		15.5	6.6	3.1-4.6-8.7		37	38	23	-	-	-	
	140	0.052	14-21-34		21		21.7	12.9	4.3-6.5-10.4		43	44	33	17	11	-	
	180	0.086	18-27-39		29		27.9	21.4	5.5-8.3-11.7		47	49	40	27	21	18	
	220	0.128	22-30-43		34		34.2	31.9	6.8-9.2-13.0		50	53	46	35	29	25	
	260	0.179	26-33-46		39		40.4	44.6	8.0-10.0-14.1		53	56	51	41	35	31	
	300	0.238	29-35-50		43	46.6	59.4	8.7-10.7-15.2		56	58	55	47	40	36		
6"	80	0.011	6-11-22		-	152	12.4	2.8	1.9-3.3-6.7		31	31	11	-	-	-	
	120	0.025	11-16-32		-		18.6	6.2	3.3-5.0-9.6		38	38	23	-	-	-	
	160	0.044	15-22-36		20		24.8	11.1	4.5-6.7-11.1		42	44	31	15	-	-	
	200	0.069	18-27-41		27		31.0	17.3	5.6-8.3-12.4		46	48	38	23	18	15	
	240	0.100	22-32-45		32		37.3	24.9	6.7-9.6-13.6		49	51	43	31	25	22	
	280	0.136	26-34-48		36		43.5	33.9	7.8-10.4-14.6		52	54	47	37	31	27	
	320	0.178	29-36-51		40	49.7	44.3	8.9-11.1-15.7		54	56	51	42	36	32		
8"	100	0.009	6-12-23		-	203	15.5	2.3	1.8-3.6-7.1		30	30	-	-	-	-	
	160	0.023	13-19-36		-		24.8	5.8	3.8-5.7-11.1		38	39	23	-	-	-	
	220	0.044	17-26-43		21		34.2	11.0	5.2-7.9-13.0		44	45	32	16	-	-	
	280	0.071	22-33-48		28		43.5	17.8	6.7-10.0-14.6		48	49	39	25	20	17	
	340	0.105	27-38-53		34		52.8	26.2	8.1-11.4-16.1		51	53	45	33	27	24	
	400	0.146	31-41-58		39		62.1	36.3	9.5-12.4-17.5		54	56	50	39	33	29	
	460	0.193	36-44-62		43	71.4	48.0	10.8-13.3-18.8		56	58	54	45	38	34		

NOTE: See pages K1-38 and K1-40 for correction factors and notes.

LINEAR BAR GRILLES

 1
6
0
0
-
1
8
5
0

1600, 1850 Performance Data

IP/METRIC DATA: 1600, 1850, 15° DEFLECTION, 1/8" BARS, 1/4" BAR SPACING (NO DAMPER)

Nom. Duct	IP Data				NC	Nom. Duct	Metric Data			Octave Band, dB						
	Air Flow	Press Pv	Perpendicular Throw				Air Flow	Press Pv	Perpendicular Throw							
	in. CFM/ft	"WG	ft				mm	L/s/m	Pa	m	2	3	4	5	6	7
10"	140	0.011	8-15-29		-	254	21.7	2.7	2.5-4.4-8.9		33	33	13	-	-	-
	210	0.025	15-22-42		-		32.6	6.1	4.4-6.7-12.7		40	40	25	-	-	-
	280	0.044	19-29-48		23		43.5	10.9	5.9-8.9-14.6		44	46	33	16	11	-
	350	0.068	24-36-54		29		54.3	17.1	7.4-11.1-16.4		48	50	40	25	20	17
	420	0.099	29-42-59		34		65.2	24.6	8.9-12.7-17.9		51	53	45	33	27	24
	490	0.134	34-45-64		38		76.1	33.4	10.4-13.7-19.4		54	56	49	39	32	29
560	0.175	39-48-68		42	86.9	43.7	11.8-14.6-20.7		56	58	53	44	38	34		
12"	180	0.012	10-17-34		-	305	27.9	3.0	3.1-5.2-10.4		35	35	15	-	-	-
	250	0.024	16-24-46		-		38.8	5.9	4.8-7.2-13.8		40	41	25	-	-	-
	320	0.039	20-30-51		22		49.7	9.6	6.1-9.2-15.7		44	45	32	15	-	-
	390	0.057	25-37-57		27		60.5	14.3	7.5-11.2-17.3		48	49	38	23	17	15
	460	0.080	29-44-62		32		71.4	19.9	8.8-13.2-18.8		50	52	43	29	23	21
	530	0.106	33-47-66		36		82.3	26.4	10.2-14.2-20.1		53	55	47	35	29	26
600	0.136	38-50-70		40	93.1	33.9	11.5-15.2-21.4		55	57	50	40	34	30		
14"	200	0.011	10-17-35		-	356	31.0	2.7	3.0-5.3-10.6		34	34	14	-	-	-
	300	0.025	17-26-50		-		46.6	6.1	5.3-8.0-15.2		41	42	26	-	-	-
	400	0.044	23-35-58		24		62.1	10.9	7.1-10.6-17.5		46	47	35	18	13	11
	500	0.068	29-44-64		30		77.6	17.0	8.9-13.3-19.6		50	51	41	27	21	19
	600	0.098	35-50-70		36		93.1	24.4	10.6-15.2-21.4		53	54	46	34	28	25
	700	0.134	41-54-76		40		108.7	33.2	12.4-16.4-23.1		55	57	51	40	34	30
800	0.174	47-58-81		44	124.2	43.4	14.2-17.5-24.7		57	60	55	45	39	35		
16"	200	0.008	8-16-33		-	406	31.0	2.0	2.5-5.0-9.9		32	32	11	-	-	-
	320	0.021	17-26-51		-		49.7	5.2	5.3-7.9-15.7		40	41	24	-	-	-
	440	0.040	24-36-60		23		68.3	9.9	7.3-10.9-18.4		46	47	34	17	12	-
	560	0.065	30-46-68		30		86.9	16.1	9.3-13.9-20.7		50	51	41	26	21	18
	680	0.095	37-53-75		36		105.6	23.7	11.2-16.1-22.8		53	55	46	34	28	25
	800	0.132	43-58-81		40		124.2	32.8	13.2-17.5-24.7		56	58	51	40	34	31
920	0.174	50-62-87		44	142.8	43.4	15.2-18.8-26.5		58	60	55	46	39	36		
18"	220	0.008	8-17-34		-	457	34.2	1.9	2.5-5.1-10.3		32	32	-	-	-	-
	340	0.019	17-26-52		-		52.8	4.6	5.3-7.9-15.9		40	40	23	-	-	-
	460	0.034	24-35-62		22		71.4	8.5	7.2-10.7-18.8		45	46	32	14	-	-
	580	0.054	30-44-69		28		90.0	13.5	9.0-13.5-21.1		49	50	39	23	18	16
	700	0.079	36-54-76		34		108.7	19.6	10.9-16.3-23.1		52	54	44	31	25	22
	820	0.108	42-58-82		38		127.3	26.9	12.7-17.7-25.1		55	56	49	37	31	28
940	0.142	48-62-88		42	145.9	35.4	14.6-19.0-26.8		57	59	53	42	36	33		
20"	240	0.007	8-17-35		-	508	37.3	1.9	2.5-5.3-10.6		32	32	-	-	-	-
	370	0.018	18-27-54		-		57.4	4.4	5.4-8.2-16.3		40	40	23	-	-	-
	500	0.032	24-36-64		21		77.6	8.0	7.4-11.0-19.6		45	46	32	13	-	-
	630	0.051	31-46-72		28		97.8	12.8	9.3-13.9-22.0		49	50	38	22	17	15
	760	0.075	37-55-79		33		118.0	18.6	11.2-16.8-24.1		52	53	44	30	24	22
	890	0.102	43-61-86		38		138.2	25.5	13.1-18.5-26.1		54	56	48	36	30	27
1020	0.134	49-65-92		42	158.4	33.4	15.0-19.8-27.9		57	59	52	42	35	32		
24"	280	0.007	9-19-37		-	610	43.5	1.7	2.6-5.6-11.3		33	32	-	-	-	-
	420	0.016	19-28-56		-		65.2	3.9	5.6-8.4-16.9		39	40	22	-	-	-
	560	0.028	25-37-68		20		86.9	6.9	7.5-11.3-20.7		44	45	30	11	-	-
	700	0.043	31-46-76		27		108.7	10.8	9.4-14.1-23.1		48	49	37	20	15	13
	840	0.062	37-56-83		32		130.4	15.5	11.3-16.9-25.4		51	53	42	27	22	20
	980	0.085	43-64-90		36		152.1	21.2	13.1-19.4-27.4		54	55	47	33	28	25
1120	0.111	49-68-96		40	173.9	27.6	15.0-20.7-29.3		56	58	50	39	33	30		

LENGTH & NC CORRECTION FACTORS

Active Length	2	4	8	10	12
Throw Correction (Multiply)	0.72	1.0	1.5	1.7	1.8
Active Length	2	4	6	8	10
NC Throw Correction (Add)	-3.0	0.0	2.0	3.0	5.0

NOTES: When the diffuser is used as a return, increase the NC by (4) and the negative static pressure, which is (0.8) times the listed total pressure shown. See additional notes on page K1-40.

LINEAR BAR GRILLES

1
6
0
0
-
1
8
5
0

1600, 1850 Performance Data

IP/METRIC DATA: 1600, 1850, 15° DEFLECTION, 1/8" BARS, 1/2" BAR SPACING (NO DAMPER)

Nom. Duct	IP Data				NC	Nom. Duct	Metric Data				Octave Band, dB						
	Air Flow	Press Pv	Perpendicular Throw				Air Flow	Press Pv	Perpendicular Throw								
	in. CFM/ft	"WG	ft				mm	L/s/m	Pa	m		2	3	4	5	6	7
2"	40	0.031	7-10-18		-	51	6.2	7.7	2.0-3.1-5.5		30	32	20	-	-	-	
	55	0.058	9-14-21		-		8.5	14.5	2.8-4.2-6.5		36	38	29	16	-	-	
	70	0.094	12-17-24		24		10.9	23.5	3.6-5.2-7.3		40	42	36	26	19	16	
	85	0.139	14-19-27		30		13.2	34.6	4.3-5.7-8.1		43	46	42	33	27	22	
	100	0.193	17-20-29		34		15.5	48.0	5.1-6.2-8.7		46	49	46	40	33	28	
	115	0.255	18-22-31		38		17.9	63.4	5.4-6.6-9.4		48	51	50	45	38	33	
130	0.325	19-23-33		42	20.2	81.0	5.8-7.1-10.0		50	53	54	50	43	37			
2 1/2"	50	0.025	7-11-20		-	64	7.8	6.1	2.2-3.3-6.2		30	31	17	-	-	-	
	70	0.048	10-15-24		-		10.9	12.0	3.1-4.6-7.3		35	37	27	14	-	-	
	90	0.080	13-19-27		23		14.0	19.8	3.9-5.9-8.3		40	42	35	24	17	14	
	110	0.119	16-21-30		29		17.1	29.6	4.8-6.5-9.2		43	45	41	32	25	21	
	130	0.166	19-23-33		34		20.2	41.4	5.7-7.1-10.0		46	48	45	38	31	27	
	150	0.221	20-25-35		38		23.3	55.1	6.2-7.6-10.7		48	51	50	44	37	32	
170	0.284	22-27-38		41	26.4	70.7	6.6-8.1-11.4		50	53	53	49	42	36			
3"	80	0.038	10-15-26		-	76	12.4	9.5	3.1-4.7-7.8		34	36	25	-	-	-	
	100	0.059	13-19-29		-		15.5	14.8	3.9-5.8-8.7		38	40	31	19	13	-	
	120	0.086	15-22-32		25		18.6	21.3	4.7-6.8-9.6		41	43	37	26	20	16	
	140	0.117	18-24-34		30		21.7	29.0	5.4-7.3-10.4		44	46	41	32	26	21	
	160	0.152	20-26-36		33		24.8	37.9	6.2-7.8-11.1		46	49	45	37	31	26	
	180	0.193	22-27-39		37		27.9	48.0	6.8-8.3-11.7		48	51	49	42	35	30	
200	0.238	23-29-41		40	31.0	59.2	7.1-8.7-12.4		50	53	52	46	39	34			
3 1/2"	80	0.025	9-14-26		-	89	12.4	6.3	2.8-4.2-7.8		32	33	20	-	-	-	
	110	0.048	13-19-30		-		17.1	12.0	3.9-5.8-9.2		37	39	29	15	-	-	
	140	0.078	16-24-34		25		21.7	19.4	4.9-7.3-10.4		41	43	36	25	19	15	
	170	0.115	20-27-38		30		26.4	28.6	6.0-8.1-11.4		44	47	42	33	26	22	
	200	0.159	23-29-41		35		31.0	39.6	7.1-8.7-12.4		47	50	47	39	32	28	
	230	0.211	25-31-44		39		35.7	52.4	7.7-9.4-13.3		49	52	51	45	38	33	
260	0.269	27-33-46		42	40.4	67.0	8.1-10.0-14.1		51	55	54	49	42	37			
4"	100	0.028	11-16-29		-	102	15.5	7.1	3.3-4.9-8.7		33	34	22	-	-	-	
	130	0.048	14-21-33		-		20.2	12.0	4.2-6.3-10.0		38	39	30	16	-	-	
	160	0.073	17-26-36		24		24.8	18.2	5.2-7.8-11.1		41	43	36	24	18	15	
	190	0.103	20-28-40		29		29.5	25.6	6.2-8.5-12.1		44	46	41	31	25	21	
	220	0.138	24-30-43		34		34.2	34.3	7.2-9.2-13.0		47	49	45	37	30	26	
	250	0.178	26-32-46		37		38.8	44.3	8.0-9.8-13.8		49	51	49	42	35	30	
280	0.223	28-34-48		40	43.5	55.6	8.5-10.4-14.6		51	54	52	46	39	34			
5"	120	0.024	11-17-32		-	127	18.6	6.0	3.4-5.1-9.6		33	34	21	-	-	-	
	160	0.043	15-23-36		-		24.8	10.6	4.6-6.9-11.1		38	39	29	15	-	-	
	200	0.067	19-28-41		24		31.0	16.6	5.7-8.6-12.4		41	43	36	23	18	14	
	240	0.096	23-32-45		30		37.3	23.9	6.9-9.6-13.6		45	47	41	31	24	21	
	280	0.131	26-34-48		34		43.5	32.5	8.0-10.4-14.6		47	50	45	37	30	26	
	320	0.171	30-36-51		38		49.7	42.5	9.0-11.1-15.7		49	52	49	42	35	31	
360	0.216	32-39-55		41	55.9	53.8	9.6-11.7-16.6		51	54	53	47	40	35			
6"	140	0.021	12-18-34		-	152	21.7	5.3	3.6-5.4-10.4		33	34	20	-	-	-	
	190	0.039	16-24-40		-		29.5	9.8	4.9-7.4-12.1		38	39	29	14	-	-	
	240	0.063	20-31-45		24		37.3	15.7	6.2-9.3-13.6		42	44	36	23	17	14	
	290	0.092	25-35-49		30		45.0	22.9	7.5-10.5-14.9		45	47	41	31	24	21	
	340	0.126	29-38-53		34		52.8	31.4	8.8-11.4-16.1		48	50	46	37	30	26	
	390	0.166	33-40-57		38		60.5	41.4	10.0-12.2-17.3		50	53	50	42	36	31	
440	0.211	35-43-60		42	68.3	52.6	10.6-13.0-18.4		52	55	53	47	40	35			
8"	200	0.023	14-22-41		-	203	31.0	5.7	4.4-6.6-12.4		35	36	22	-	-	-	
	260	0.039	19-28-46		-		40.4	9.6	5.7-8.6-14.1		39	40	30	15	-	-	
	320	0.059	23-35-51		25		49.7	14.6	7.0-10.6-15.7		42	44	36	23	17	14	
	380	0.083	28-40-56		30		59.0	20.6	8.4-12.1-17.1		45	47	41	30	24	20	
	440	0.111	32-43-60		34		68.3	27.6	9.7-13.0-18.4		48	50	45	36	29	25	
	500	0.143	36-46-64		38		77.6	35.6	11.0-13.8-19.6		50	53	49	41	34	30	
560	0.180	39-48-68		41	86.9	44.7	12.0-14.6-20.7		52	55	52	45	38	34			

NOTE: See pages K1-38 and K1-40 for correction factors and notes.

LINEAR BAR GRILLES

 1
6
0
0
-
1
8
5
0

1600, 1850 Performance Data

IP/METRIC DATA: 1600, 1850, 15° DEFLECTION, 1/8" BARS, 1/2" BAR SPACING (NO DAMPER)

Nom. Duct	IP Data				NC	Nom. Duct	Metric Data			Octave Band, dB						
	Air Flow	Press Pv	Perpendicular Throw				Air Flow	Press Pv	Perpendicular Throw							
	in. CFM/ft	"WG	ft				mm	L/s/m	Pa	m	2	3	4	5	6	7
10"	220	0.017	14-21-42		-	254	34.2	4.2	4.3-6.4-12.9		33	34	19	-	-	-
	300	0.032	19-29-50		-		46.6	7.9	5.9-8.8-15.2		38	40	28	12	-	-
	380	0.051	24-37-56		24		59.0	12.6	7.4-11.1-17.1		42	44	35	21	16	13
	460	0.074	30-44-62		29		71.4	18.5	9.0-13.3-18.8		45	47	40	29	23	19
	540	0.103	35-47-67		34		83.8	25.5	10.5-14.4-20.3		48	50	45	35	29	25
	620	0.135	40-51-72		38		96.3	33.7	12.1-15.4-21.8		50	53	49	41	34	30
	700	0.172	44-54-76		41		108.7	42.9	13.4-16.4-23.1		53	55	53	45	39	34
12"	250	0.015	15-22-44		-	305	38.8	3.7	4.4-6.7-13.3		33	33	18	-	-	-
	340	0.027	20-30-53		-		52.8	6.8	6.0-9.0-16.1		38	39	27	-	-	-
	430	0.044	25-38-60		23		66.8	10.9	7.6-11.4-18.1		42	43	33	19	14	11
	520	0.064	30-46-66		28		80.7	16.0	9.2-13.8-20.0		45	47	39	27	21	18
	610	0.088	36-50-71		33		94.7	22.0	10.8-15.3-21.6		48	50	44	33	27	23
	700	0.117	41-54-76		37		108.7	29.0	12.4-16.4-23.1		50	52	48	38	32	28
	790	0.148	46-57-81		40		122.6	37.0	14.0-17.4-24.6		52	55	51	43	37	32
14"	300	0.015	16-24-48		-	356	46.6	3.8	4.9-7.4-14.7		34	34	19	-	-	-
	400	0.027	22-32-58		-		62.1	6.8	6.5-9.8-17.5		38	40	27	-	-	-
	500	0.043	27-40-64		23		77.6	10.7	8.2-12.3-19.6		42	44	34	19	14	11
	600	0.062	32-48-70		28		93.1	15.4	9.8-14.7-21.4		45	47	39	26	21	18
	700	0.084	38-54-76		33		108.7	20.9	11.4-16.4-23.1		48	50	43	33	26	23
	800	0.110	43-58-81		37		124.2	27.3	13.1-17.5-24.7		50	52	47	38	32	28
	900	0.139	48-61-86		40		139.7	34.6	14.7-18.6-26.2		52	55	51	43	36	32
16"	350	0.016	18-26-53		-	406	54.3	3.9	5.3-8.0-16.0		34	35	20	-	-	-
	475	0.029	24-36-63		-		73.7	7.3	7.2-10.9-19.1		40	41	29	12	-	-
	600	0.047	30-45-70		25		93.1	11.6	9.2-13.7-21.4		43	45	35	21	16	13
	725	0.068	36-55-77		30		112.6	16.9	11.1-16.6-23.6		47	49	41	29	23	20
	850	0.093	43-59-84		35		132.0	23.3	13.0-18.0-25.5		49	52	46	35	29	25
	975	0.123	49-64-90		39		151.4	30.6	14.9-19.3-27.3		52	54	50	41	34	30
	1100	0.157	55-67-95		42		170.8	39.0	16.8-20.5-29.0		54	56	53	45	39	34
18"	400	0.016	19-28-57		-	457	62.1	4.0	5.7-8.6-17.2		35	36	21	-	-	-
	525	0.028	25-37-66		-		81.5	6.9	7.5-11.3-20.0		40	41	28	12	-	-
	650	0.043	31-46-73		24		100.9	10.6	9.3-14.0-22.3		43	45	35	20	15	12
	775	0.061	37-55-80		29		120.3	15.1	11.1-16.7-24.4		46	48	40	27	21	19
	900	0.082	42-61-86		34		139.7	20.4	12.9-18.6-26.2		49	51	44	33	27	24
	1025	0.106	48-65-92		37		159.1	26.5	14.7-19.8-28.0		51	53	48	38	32	28
	1150	0.134	54-69-98		41		178.5	33.3	16.5-21.0-29.7		53	55	51	43	36	32
20"	500	0.020	22-34-64		-	508	77.6	5.1	6.8-10.2-19.6		37	38	24	-	-	-
	640	0.033	29-43-73		21		99.4	8.3	8.7-13.0-22.1		42	43	31	16	-	-
	780	0.049	35-52-80		27		121.1	12.3	10.6-15.9-24.4		45	47	37	24	18	15
	920	0.069	41-62-87		32		142.8	17.1	12.5-18.8-26.5		48	50	42	30	24	21
	1060	0.091	47-66-94		36		164.6	22.7	14.4-20.1-28.5		50	52	46	36	30	26
	1200	0.117	54-70-100		39		186.3	29.1	16.3-21.4-30.3		52	55	50	41	34	30
	1340	0.146	60-74-105		42		208.0	36.3	18.2-22.6-32.0		54	57	53	45	38	34
24"	600	0.020	24-37-70		-	610	93.1	5.0	7.4-11.1-21.4		38	39	25	-	-	-
	750	0.031	31-46-79		21		116.4	7.8	9.3-13.9-24.0		42	43	31	15	-	-
	900	0.045	37-55-86		26		139.7	11.2	11.1-16.7-26.2		45	46	37	23	17	15
	1050	0.061	43-64-93		31		163.0	15.3	13.0-19.5-28.3		47	49	41	29	23	20
	1200	0.080	49-70-100		35		186.3	20.0	14.8-21.4-30.3		50	52	45	34	28	25
	1350	0.101	55-75-106		38		209.6	25.3	16.7-22.7-32.1		52	54	49	39	32	29
	1500	0.125	61-79-111		41		232.9	31.2	18.6-24.0-33.9		53	56	52	43	36	32

NOTES: Throw values are given for isothermal conditions and terminal velocities of 150, 100, and 50 FPM (0.75, 0.50, and 0.25 m/s). NC values are based on octave band 2 - 7 sound power levels minus a room absorption of 10dB, re 10⁻¹² Watts. Dash in space denotes a NC or dB value of less than 10. Nominal duct is duct width. Data was obtained from tests conducted in accordance with ANSI/ASHRAE Standard 70, ISO Standard 5219, and ISO Standard 3741. 1850 Maximum width is 12" (305). See Krueger's selection program for performance data not shown, including octave band data.

LINEAR BAR GRILLES

1
6
0
0
-
1
8
5
0

1600 Suggested Specification & Configuration

- 1. SERIES: (XXXX)**
1600 - Aluminum Linear Bar Grille (1/8" Bars)
- 2. LENGTH: CANNOT EXCEED WIDTH (XXX.XXX)**
6" - 999" in 1/16" Increments
- 3. WIDTH: (XX.XX)**
2" - 24" in 1/4" Increments
- 4. BAR SPACING: (X)**
N - Normal 1/4" *
E - Every Other Bar 1/2"
- 5. DEFLECTION: (XX)**
0° or 15°
- 6. FRAME: (XX)**

CODE	PLASTER
A - 1 1/4"	AE - 1 1/4"
B - 1"	BE - 1"
C - 3/4"	CE - 3/4"
D - 1/2"	DS - 1/2"
R - 1/4"	RG - 1/4"
- 7. MOUNTING: (XX) ****
00 - None
01 - Spring Clip
02 - Surface Mount Concealed *
03 - Screw Hole Mounting
- 8. END BORDER: (X)**
0 - End Cap Both Sides
B - Both Ends Butt Cut
L - Left End Butt Cut
R - Right End Butt Cut
- 9. DAMPER: (XX)**

00 - No Damper	19 - SBD
01 - Steel LOBD	20 - 5SBD
15 - Aluminum LOBD	
- 10. ACCESSORIES: (XX) (XX)**
0 - No Accessories
B - Blank-off Strip
L - Linear Straightening Grid
AD - Access Door
- 11. FINISH: (XX) †**
01 - Mill
10 - Alumican
35 - Black
44 - British White

Lengths greater than 72" are in multiple sections.

* *Concealed mounting not available with damper and/or Normal 1/4" bar spacing.*

** *All mounting for Frame R is by others.*

† *Clear and Bronze anodizing available.*

1600

The linear bar grille shall be Krueger model 1600 with 1/8" thick fixed bars at 0° or 15° deflection spaced on 1/4" centers or 1/8" thick fixed bars at 0° or 15° deflection spaced on 1/2" centers (every other).

The 1600 shall be constructed of extruded aluminum with the maximum single length of 72". Units longer than 72" shall be provided in multiple sections and assembled with alignment strips or pins provided by the manufacturer yielding a continuous linear appearance. When end pieces require an end cap, the end cap must be mitered and mechanically attached to the linear frame. Screw attachment of end caps will not be accepted.

The 1600 linear bar core shall be locked to the extruded aluminum frame with the fixed deflection bars running parallel to the longest dimension. Support bars for the core must not exceed 9" on center spacing.

Optional linear opposed blade damper (LOBD) shall be constructed of heavy gage steel (aluminum also available as 5LOBD). Damper shall be operable from the face of the grille.

Optional curving of linear bar grilles to a minimum of 72" radius is available upon request.

PERFORMANCE

The manufacturer shall provide published (printed or electronic) performance data for the diffuser. Performance data shall include 2 - 7 octave band sound power levels. The diffuser shall be tested in accordance to the data standards at the time of product introduction or ANSI/ASHRAE Standard 70.

FINISH

The paint finish shall be #44 British White and be an anodic acrylic paint, baked at 315°F for 30 minutes. The paint thickness shall be 0.8 - 1.0 mils, gloss at 60° per ASTM D523-89 of 50 - 85%, pencil hardness per ASTM D3363-92A of HB - H, crosshatch adhesion per ASTM D3359-83 of 4B - 5B, impact per ASTM D2794-93 of direct impact >100 in/lb and reverse impact >80 in/lb, salt spray per ASTM B117-9048 of 96 hours, humidity per ASTM D2247-92 of >500 hours and water soak per ASTM D870-92 of 250 hours.

1850 Suggested Specification & Configuration

1850

The linear floor bar grille shall be Krueger model 1850 with 1/8" thick fixed bars at 0° or 15° deflection spaced on 1/4" centers or 1/8" thick fixed bars at 0° or 15° deflection spaced on 1/2" centers (every other).

The 1850 shall be constructed of extruded aluminum with the maximum single length of 72". Units longer than 72" shall be provided in multiple sections. When end pieces require an end cap, the end cap must be mitered and welded to the linear frame. Screw attachment of end caps will not be accepted.

The 1850 linear bar core shall be removable with the fixed deflection bars running parallel to the longest dimension. Support bars for the core must not exceed 6" on center spacing.

Optional linear opposed blade damper (LOBD) shall be constructed of heavy gage steel (aluminum also available as 5LOBD). Damper shall be operable from the face of the grille.

Optional curving of linear bar grilles to a minimum of 72" radius is available upon request.

PERFORMANCE

The manufacturer shall provide published (printed or electronic) performance data for the diffuser. Performance data shall include 2 - 7 octave band sound power levels. The diffuser shall be tested in accordance to the data standards at the time of product introduction or ANSI/ASHRAE Standard 70.

FINISH

The paint finish shall be #10 Alumican and be an anodic acrylic paint, baked at 315°F for 30 minutes. The paint thickness shall be 0.8 – 1.0 mils, gloss at 60° per ASTM D523-89 of 50 – 85%, pencil hardness per ASTM D3363-92A of HB – H, crosshatch adhesion per ASTM D3359-83 of 4B – 5B, impact per ASTM D2794-93 of direct impact >100 in/lb and reverse impact >80 in/lb, salt spray per ASTM B117-9048 of 96 hours, humidity per ASTM D2247-92 of >500 hours and water soak per ASTM D870-92 of 250 hours.

- 1. SERIES: (XXXX)**
1850 - Aluminum Linear Bar Floor Grille (1/8" Bars)
- 2. LENGTH: WIDTH CANNOT EXCEED (XXX.XXX)**
6" - 999" in 1/16" Increments
- 3. WIDTH: (XX.XX)**
2" - 12" in 1/4" Increments
- 4. BAR SPACING: (X)**
N - Normal 1/4"
E - Every Other Bar 1/2"
- 5. DEFLECTION: (XX)**
0° or 15°
- 6. FRAME: (X)**
H - 1 1/4"
M - 1"
N - 3/16"
- 7. MOUNTING: (XX)**
00 - None
01 - Spring Clip *
03 - Screw Hole Mounting *
- 8. END BORDER: (X)**
0 - End Cap Both Sides
B - Both Ends Butt Cut
L - Left End Butt Cut
R - Right End Butt Cut
- 9. DAMPER: (XX) †**
00 - No Damper
01 - Steel LOBD
15 - Aluminum LOBD
- 10. ACCESSORIES: (X) (X)**
0 - No Accessories
B - Blank-off Strip
C - Core Clip
L - Linear Straightening Grid
- 11. FINISH: (XX) ‡**
01 - Mill
10 - Alumican
35 - Black
44 - British White

Lengths greater than 72" are in multiple sections.
* Fastening methods not available with Frame N.
† Damper available for widths 3" or greater.
‡ Clear and Bronze anodizing available.

SAMPLE CONFIGURATION: 1850 - 24.75x10 - E - 15 - M - 03 - 0 - 15 - 0 - 0 - 10