










	<p>6100, 6150 56100, 56150 These perforated supply ceiling diffusers feature a neck mounted rotatable core with either a round or square neck. Aluminum or steel perforated face is available.</p>		<p>6490, 56490 These perforated ceiling returns feature a square neck. Aluminum or steel perforated face is available.</p>
	<p>6200, 56200 6200FR, 6290F These perforated supply, ceiling diffusers feature neck mounted curved blades with a square neck. Aluminum or steel perforated face is available. Fire rated or filter return variations available.</p>		<p>6600, 56600, 6600FR These perforated supply ceiling diffusers feature face mounted deflectors with a round neck. Aluminum or steel perforated face is available. A fire rated variation is also available.</p>
	<p>6500, 56500 6500FR, 6590F These perforated supply, ceiling diffusers feature neck mounted curved blades with a round neck. Aluminum or steel perforated face is available. Fire rated supply and return variations available.</p>		<p>6690, 56690 These perforated ceiling returns feature a round neck. Aluminum or steel perforated face is available.</p>
	<p>6300 This perforated supply, ceiling diffuser features face mounted deflectors and a prescored fiberglass backpan for field cutting. Available in steel construction only.</p>		<p>6790, 56790 These aluminum or steel perforated screen ceiling panels with no backpan are great for non-ducted return or exhaust applications.</p>
	<p>6390 This perforated return features a prescored fiberglass backpan for field cutting. Available in steel construction only.</p>		<p>1100, 51100 These architectural, perforated, supply ceiling diffusers feature neck mounted curved blades with a square or rectangular neck. Available in steel or aluminum construction. A metric version is also available.</p>
	<p>6400, 56400, 6400FR These perforated supply ceiling diffusers feature face mounted deflectors with a square neck. Aluminum or steel perforated face as well as a fire rated variations are available.</p>		<p>1190, 51190 These architectural, perforated, ceiling returns feature a square or rectangular neck. Available in steel or aluminum construction.</p>

6100, 56100 (Supply)
6150, 56150 (Supply)
 Introduction C1-4
 Dimensional Information & Frame Styles.. C1-5
 Reference Charts..... C1-6
 Performance Data..... C1-9
 Engineering Specifications..... C1-11


6200, 56200, 6200FR (Supply)
6290FR, 6290F (Return)
 Introduction C1-12
 Dimensional Information C1-13
 Frame Styles..... C1-14
 Reference Charts..... C1-17
 Performance Data..... C1-19
 Engineering Specifications..... C1-41

6500, 56500, 6500FR (Supply)
6590FR (Return)
 Introduction C1-12
 Dimensional Information C1-28
 Frame Styles..... C1-29
 Reference Charts..... C1-31
 Performance Data..... C1-33
 Engineering Specifications..... C1-43

6300 (Supply)
6390 (Return)
 Introduction C1-45
 Dimensional Information C1-46
 Reference Charts..... C1-46
 Performance Data..... C1-48
 Engineering Specifications..... C1-51


6400, 56400, 6400FR (Supply)
6490, 56490 (Return)
 Introduction C1-52
 Dimensional Information C1-53
 Frame Styles..... C1-55
 Reference Charts C1-58
 Performance Data..... C1-60
 Engineering Specifications..... C1-93

6600, 56600, 6600FR (Supply)
6690, 56690 (Return)
 Introduction C1-52
 Dimensional Information C1-75
 Frame Styles..... C1-77
 Reference Charts..... C1-80
 Performance Data..... C1-82
 Engineering Specifications..... C1-95



6400 (Supply)

6490 (Return)



6600 (Supply)

6690 (Return)

Introduction: 6400, 6600 Series

The 6400/6600 series perforated diffusers uses modular air pattern controllers mounted to the backside of the perforated face, which are factory set for 4-way air pattern. They are field adjustable for 1, 2, or 3-way pattern or may be removed for down blow without reducing the core area. The 6400/6600 series diffusers exhibit typical isothermal throws of 12' to 17' for 4-way air distribution and 21' to 30' for 1-way air distribution. The modular capability makes the 6400/6600 ideal for installations with changing air pattern requirements such as tenant lease spaces. Matching returns are the 6490 and 6690 series.

MODELS

- 6400 - Steel, Square Neck Supply Diffuser
- 6490 - Steel, Square Neck Return Diffuser
- 56400 - Perforated Aluminum with Steel Backpan, Square Neck Supply Diffuser
- 56490 - Perforated Aluminum with Steel Backpan, Square Neck Return Diffuser
- 6400FR - Steel, Fire Rated, Square Neck Supply Diffuser
- 6600 - Steel, Round Neck Supply Diffuser
- 6690 - Steel, Round Neck Return Diffuser
- 56600 - Perforated Aluminum with Steel Backpan, Round Neck Supply Diffuser
- 56690 - Perforated Aluminum with Steel Backpan, Round Neck Return Diffuser
- 6600FR - Steel, Fire Rated, Round Neck Supply Diffuser

FEATURES

- Field adjustable 1, 2, 3, or 4-way blow patterns.
- Great choice for installations with changing air pattern requirements.
- Removable perforated face for easy cleaning.

PANEL SIZES



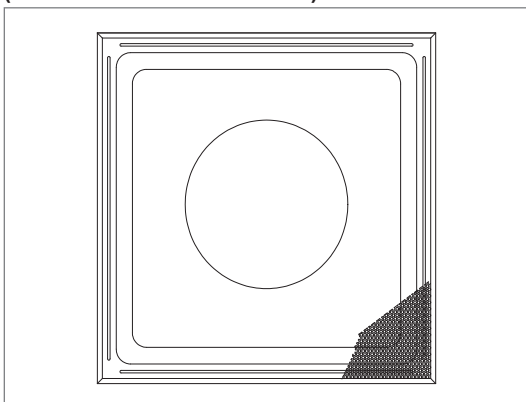
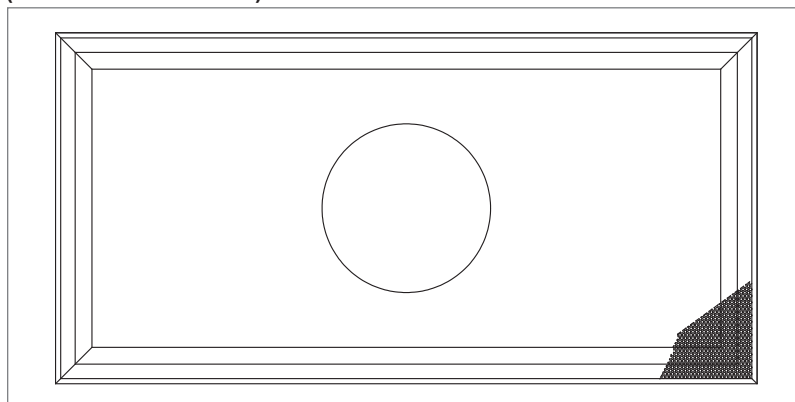
- 12"x12"
- 16"x16"
- 20"x20"
- 12"x24"
- 24"x24"
- 24"x48"

ACCESSORIES

- Optional Opposed Blade Damper (Model OBDFA)
- Optional Round Dampers
- Optional Insulated Backpan

FINISHES

- Standard finish is #44 British White.
- Optional finishes available.

6600, 56600, 6690, 56690 (Supply/Return) Dimensional Information
**6600, 56600, FACE VIEW
(12"x12" & 24"x24" PANEL)**

**6600, 56600, FACE VIEW
(ALL OTHER PANELS)**

**6690, 56690, FACE VIEW
(12"x12" & 24"x24" PANEL)**

**6690, 56690, FACE VIEW
(ALL OTHER PANELS)**

6600, 56600, 6690, 56690, AVAILABLE SIZES

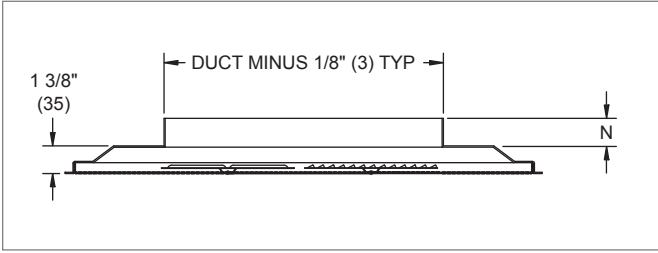
Neck Size	Panel Size											
	12" x 12" (305 x 305)		16" x 16" (406 x 406)		20" x 20" (508 x 508)		24" x 24" (610 x 610)		12" x 24" (305 x 610)		24" x 48" (610 x 1219)	
	Steel	Alum.	Steel	Alum.	Steel	Alum.	Steel	Alum.	Steel	Alum.	Steel	Alum.
6" (152)	S/R	S/R	S/R	-	S/R	-	S/R	S/R	S/R	S/R	S/R	S/R
8" (203)	-	-	S/R	-	S/R	-	S/R	S/R	-	-	S/R	S/R
10" (254)	-	-	S/R	-	S/R	-	S/R	S/R	-	-	S/R	S/R
12" (305)	-	-	-	-	S/R	-	S/R	S/R	-	-	S/R	S/R
14" (356)	-	-	-	-	S/R	-	S/R	S/R	-	-	S/R	S/R
16" (406)	-	-	-	-	-	-	S/R	S/R	-	-	S/R	S/R

NOTES: Dimensions in parentheses are mm. "S" = Supply and "R" = Return. Dash in space indicates not applicable.

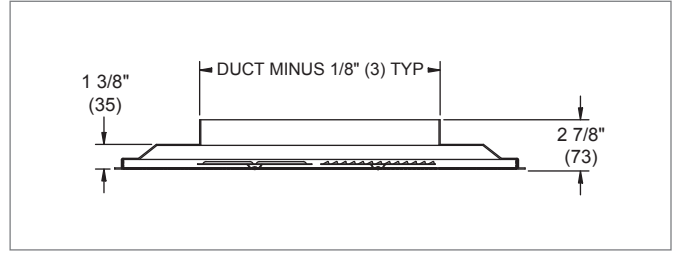
* 56600 and 56690 not available in 16"x16" and 20"x20" panels.

6600, 56600, 6690, 56690 (Supply/Return) Dimensional Information

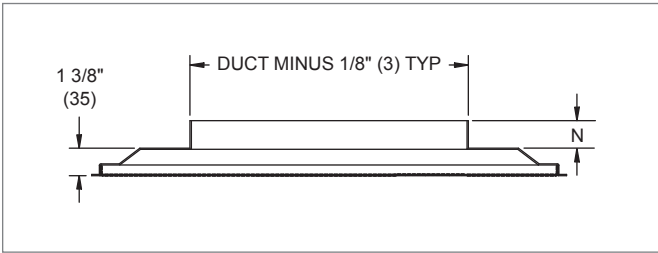
**6600, 56600, CROSS SECTION
(12"x12" & 24"x24" PANEL)**



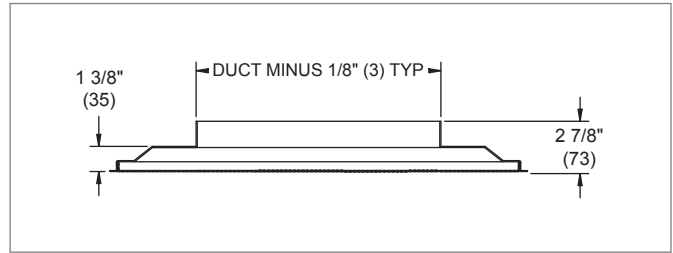
**6600, 56600*, CROSS SECTION
(ALL OTHER PANELS)**



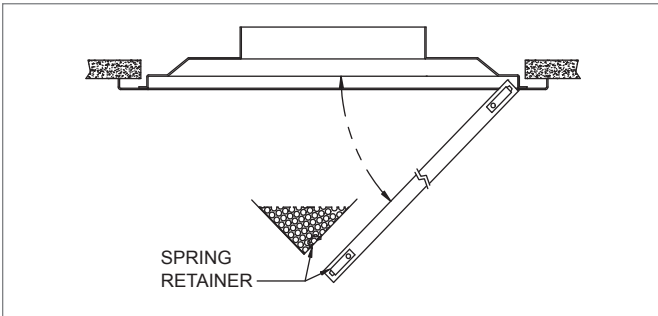
**6690, 56690, CROSS SECTION
(12"x12" & 24"x24" PANEL)**



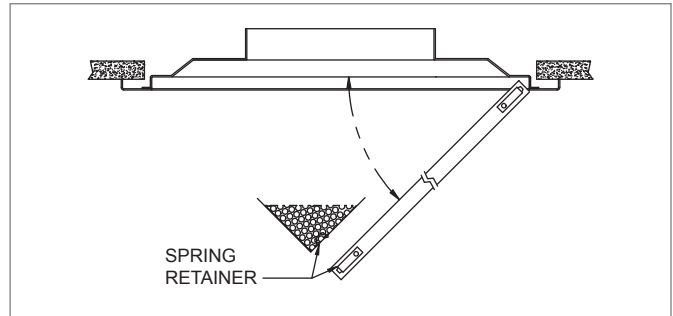
**6690, 56690*, CROSS SECTION
(ALL OTHER PANELS)**



**6600, 56600, 6690, 56690, HINGE DETAIL
(12"x12" & 24"x24" PANEL)**

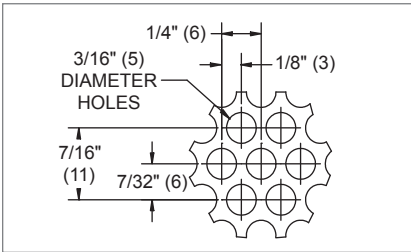


**6600, 6690, 56600*, 56690*, HINGE DETAIL
(ALL OTHER PANELS)**

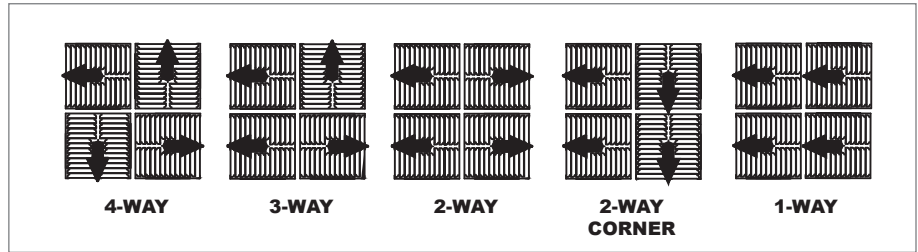


* 56600 and 56690 not available in 16"x16" and 20"x20" panels.

**6600, 56600, 6690, 56690,
PERFORATION DETAIL**



**6600, 56600,
DISCHARGE AIR PATTERNS**



**6600, 56600, INLET DETAIL
(24"x24" & 12"x12" PANELS)**

Inlet Size	N
6" & 8"	1 1/4" (32)
10", 12", 14", & 16"	1 1/2" (38)

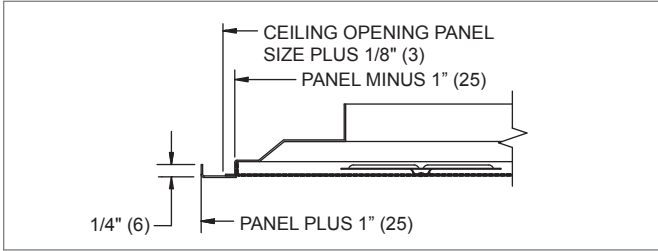
NOTE: Dimensions in parentheses are mm.

PERFORATED FACE DIFFUSERS

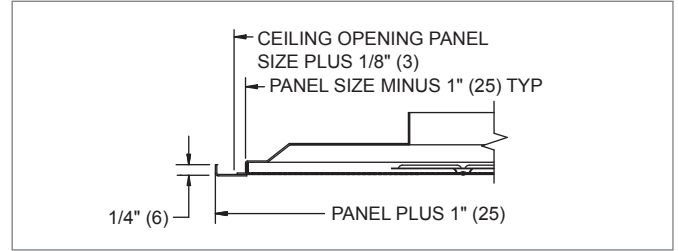
66000-16600

6600, 56600 (Supply) Frame Styles

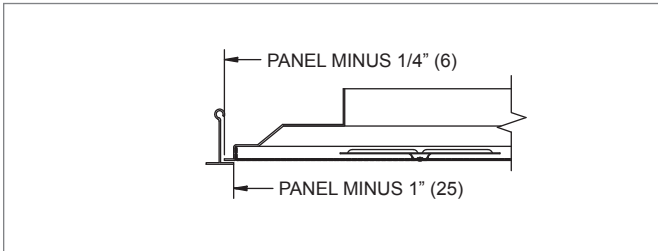
**6600, 56600, FRAME 20, SURFACE MOUNT
(12"x12" & 24"x24" PANEL)**



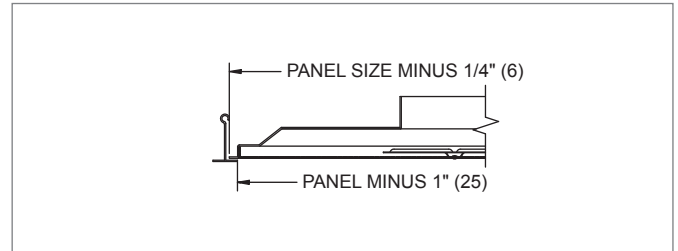
**6600, 56600*, FRAME 20, SURFACE MOUNT
(ALL OTHER PANELS)**



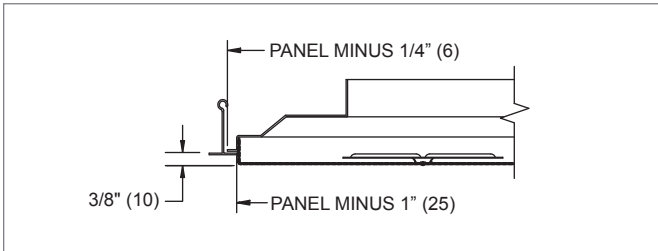
**6600, 56600, FRAME 23, LAY-IN T-BAR
(12"x12" & 24"x24" PANEL)**



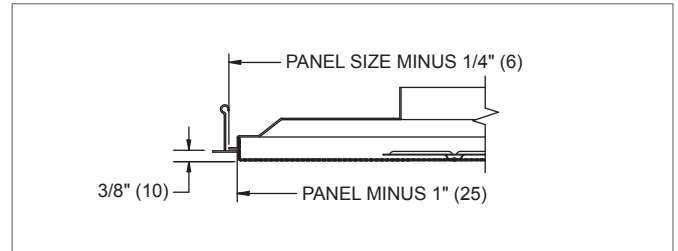
**6600, 56600*, FRAME 23, LAY-IN T-BAR
(ALL OTHER PANELS)**



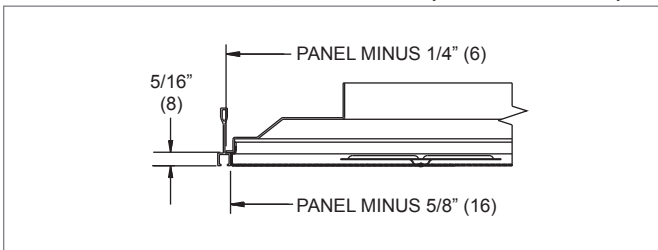
**6600, 56600, FRAME 30, DROP FACE
(12"x12" & 24"x24" PANEL)**



**6600, 56600*, FRAME 30, DROP FACE
(ALL OTHER PANELS)**



6600, 56600, FRAME 98, NARROW-T (24"x24" PANEL)



* 56600 not available in 16"x16" and 20"x20" panels.

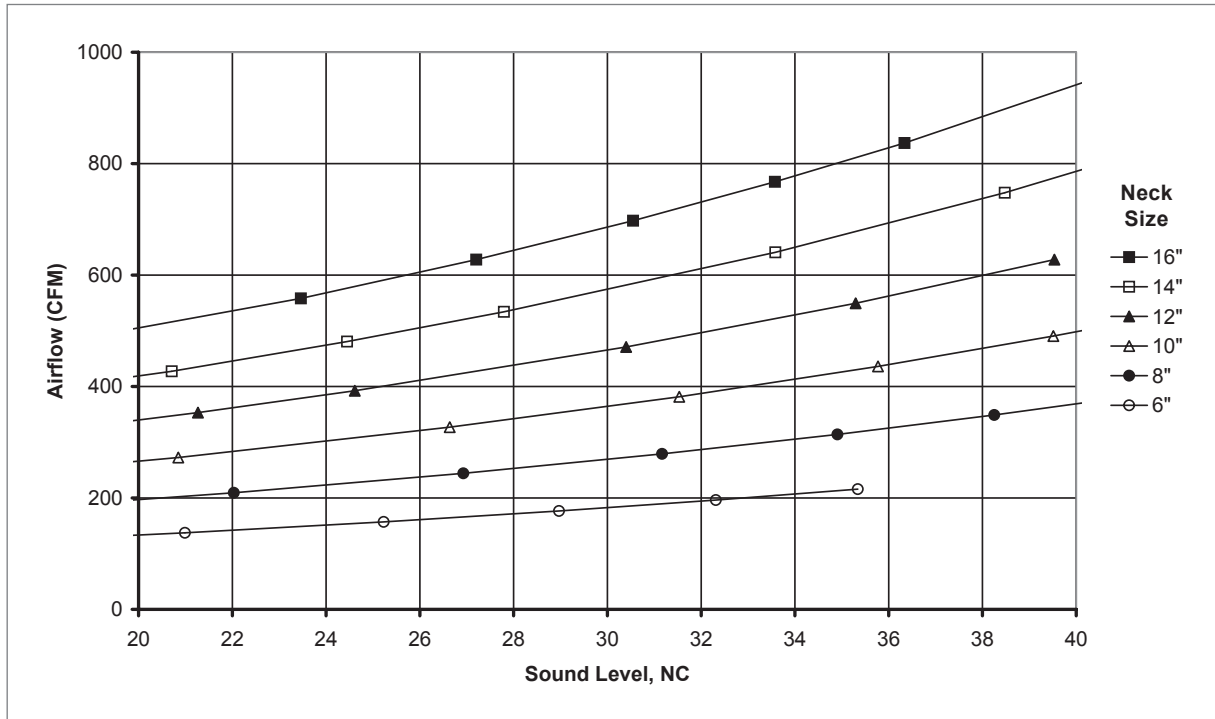
NOTE: Dimensions in parentheses are mm.

PERFORATED FACE DIFFUSERS

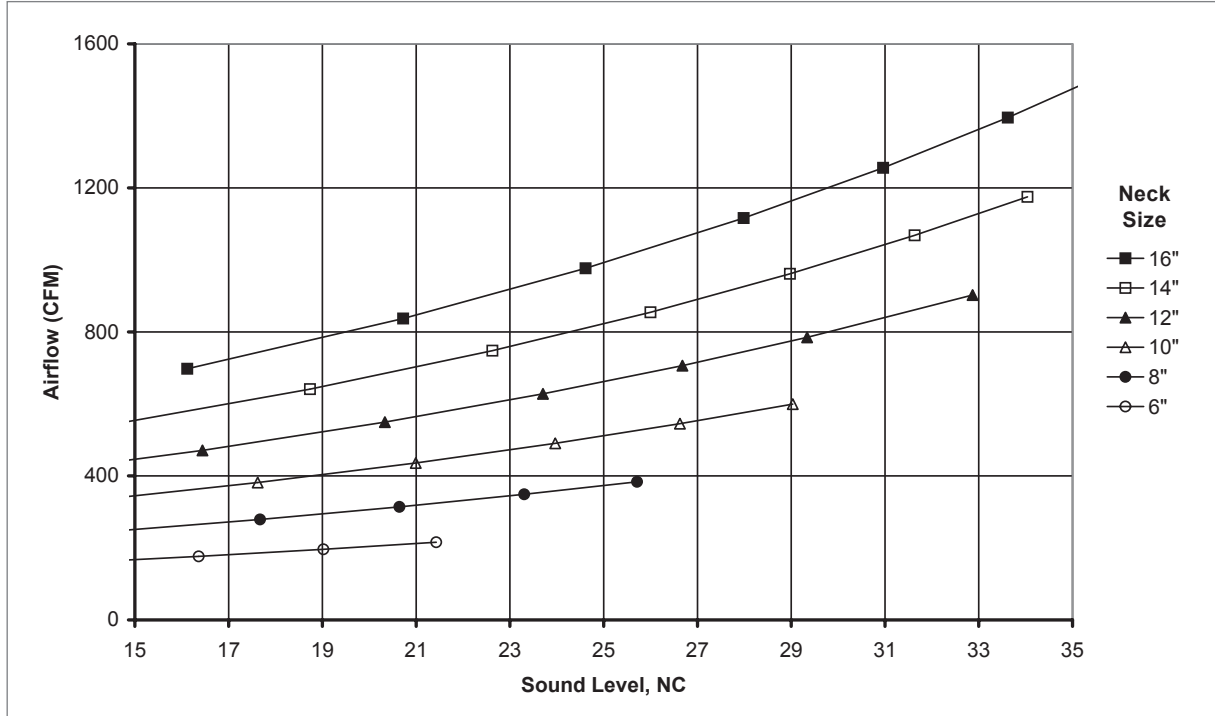
6
6
0
0
-
5
6
6
0
0

6600, 56600, 6690, 56690 (Supply/Return) Reference Charts

AIRFLOW VS. NC LEVEL: 6600, 56600, 24"x24" PANEL (NO DAMPER)

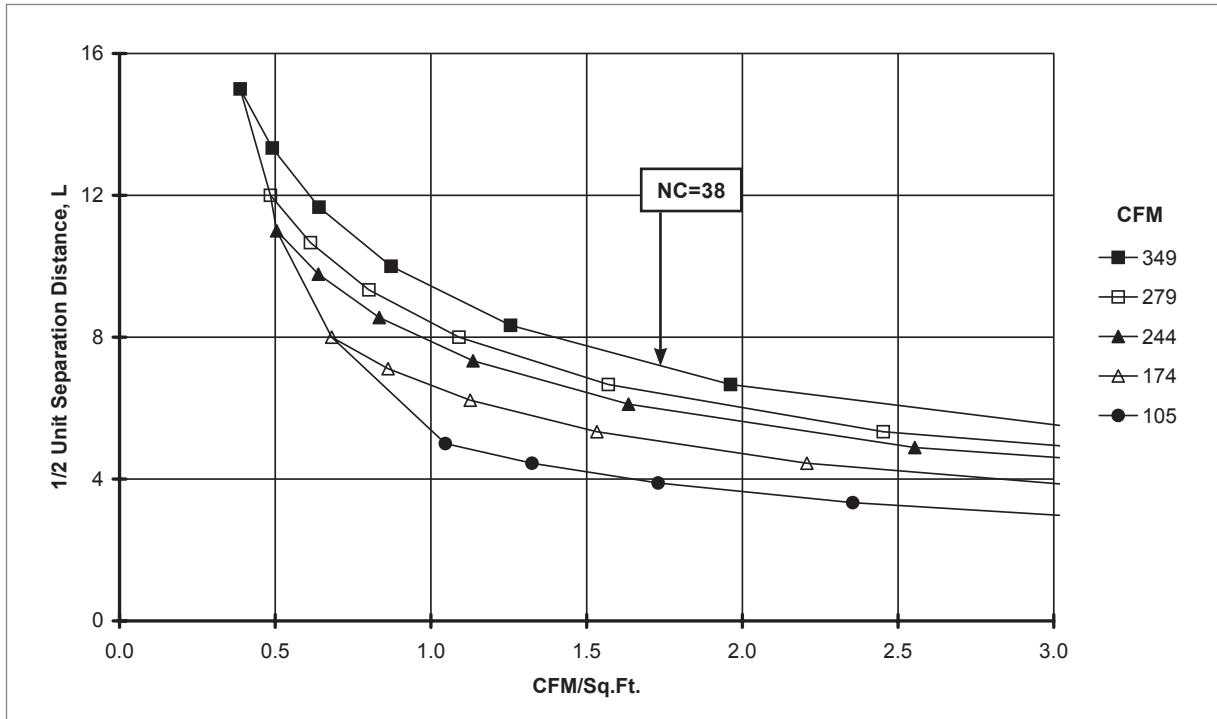
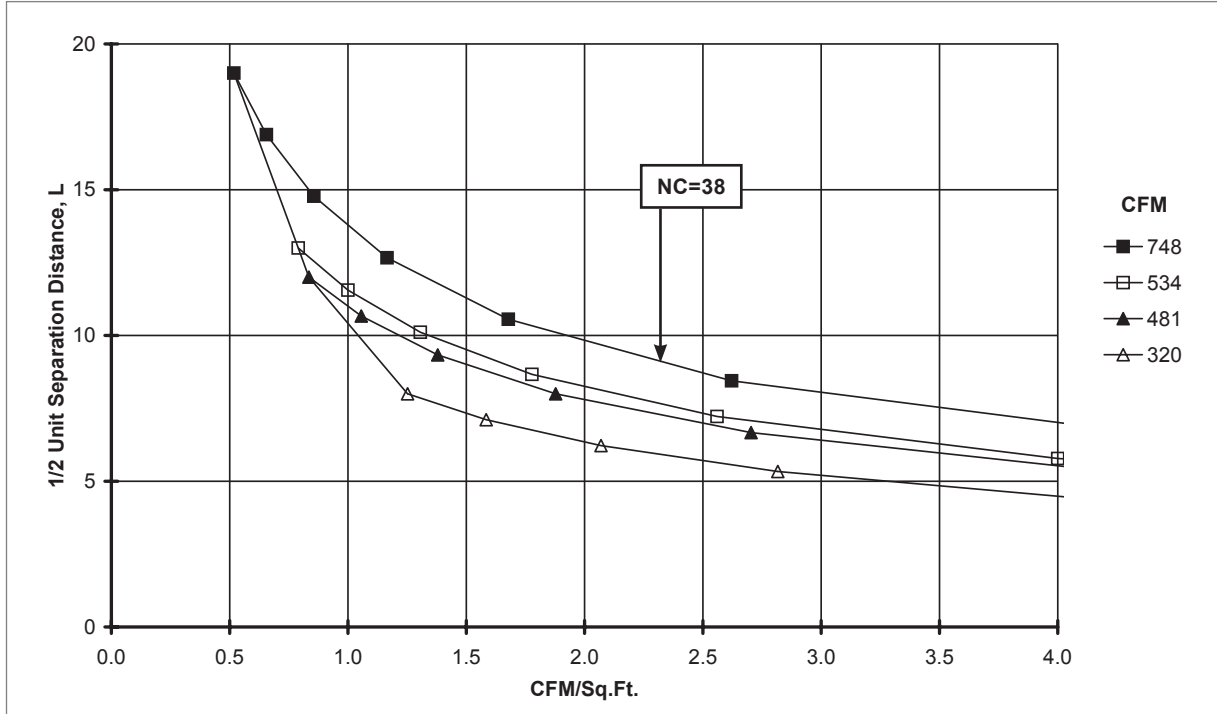


AIRFLOW VS. NC LEVEL: 6690, 56690, 24"x24" PANEL (NO DAMPER)



PERFORATED FACE DIFFUSERS

66000-6690

6600, 56600 (Supply) Reference Charts
SPACING FOR 80% ADPI: 6600, 56600, 24"x24" PANEL, 8" NECK, 4-WAY (NO DAMPER)

SPACING FOR 80% ADPI: 6600, 56600, 24"x24" PANEL, 14" NECK, 4-WAY (NO DAMPER)


NOTES: Charts are at 20 BTUH/ft² loads. See the Engineering section of this catalog for instructions on how to read these charts and additional ADPI information.

6600, 56600 (Supply) Performance Data: Horizontal Throw

IP/METRIC DATA: 6600, 56600, 12"x12" & 12"x24" PANEL, 4-WAY (NO DAMPER)

	IP Data					NC	Metric Data					Octave Band, dB						
	Neck Vel	Air Flow	Ps	Pt	4-Way Throw		Neck L/s	Air Flow	Ps	Pt	4-Way Throw							
	FPM	CFM	"WG	"WG	ft		m/s	L/s	Pa	Pa	m	2	3	4	5	6	7	
6"	300	59	0.010	0.016	0 - 1 - 3	-	1.52	28	2.6	4.0	0.1 - 0.3 - 0.9	-	-	-	-	-	-	
	400	78	0.018	0.028	1 - 2 - 4	-	2.03	37	4.6	7.0	0.3 - 0.6 - 1.2	10	14	16	13	8	-	
	500	98	0.029	0.044	1 - 3 - 5	-	2.54	46	7.1	11.0	0.4 - 0.8 - 1.6	17	21	23	20	15	10	
	600	118	0.041	0.064	2 - 3 - 6	16	3.05	56	10.3	15.8	0.6 - 0.9 - 1.9	23	27	29	26	21	16	
	700	137	0.056	0.087	2 - 4 - 7	21	3.56	65	14.0	21.6	0.7 - 1.1 - 2.2	28	32	34	31	26	21	
	800	157	0.073	0.113	3 - 4 - 8	25	4.06	74	18.2	28.2	0.8 - 1.2 - 2.5	32	36	38	35	30	25	
	900	177	0.093	0.143	3 - 5 - 9	29	4.57	83	23.1	35.7	0.9 - 1.4 - 2.8	36	40	42	39	34	29	
	1000	196	0.114	0.177	3 - 5 - 10	32	5.08	93	28.5	44.0	1.0 - 1.6 - 3.1	39	43	45	42	37	32	
	1100	216	0.139	0.214	4 - 6 - 11	35	5.59	102	34.5	53.3	1.1 - 1.7 - 3.4	42	46	48	45	40	35	

IP/METRIC DATA: 6600, 56600, 12"x12" & 12"x24" PANEL, 1 - 3-WAY (NO DAMPER)

	IP Data					Metric Data				
	Neck Vel	Air Flow	1-Way Throw	2-Way Throw	3-Way Throw	Neck Vel	Air Flow	1-Way Throw	2-Way Throw	3-Way Throw
	FPM	CFM	ft	ft	ft	m/s	L/s	m	m	m
6"	300	59	1 - 1 - 6	1 - 1 - 5	1 - 2 - 4	1.52	28	0.2 - 0.4 - 1.7	0.2 - 0.4 - 1.4	0.2 - 0.5 - 1.2
	400	78	1 - 2 - 9	1 - 2 - 6	1 - 3 - 5	2.03	37	0.3 - 0.7 - 2.6	0.3 - 0.7 - 1.9	0.4 - 0.8 - 1.6
	500	98	2 - 4 - 11	2 - 4 - 8	2 - 3 - 7	2.54	46	0.5 - 1.2 - 3.3	0.5 - 1.2 - 2.4	0.6 - 1.0 - 2.0
	600	118	2 - 6 - 13	2 - 5 - 9	3 - 4 - 8	3.05	56	0.7 - 1.7 - 3.9	0.7 - 1.4 - 2.9	0.8 - 1.2 - 2.4
	700	137	3 - 8 - 15	3 - 5 - 11	3 - 5 - 9	3.56	65	1.0 - 2.3 - 4.6	1.0 - 1.7 - 3.3	0.9 - 1.4 - 2.8
	800	157	4 - 9 - 17	4 - 6 - 13	4 - 5 - 11	4.06	74	1.3 - 2.6 - 5.2	1.3 - 1.9 - 3.8	1.1 - 1.6 - 3.2
	900	177	6 - 10 - 19	5 - 7 - 14	4 - 6 - 12	4.57	83	1.7 - 3.0 - 5.7	1.4 - 2.1 - 4.3	1.2 - 1.8 - 3.7
	1000	196	7 - 11 - 20	5 - 8 - 16	4 - 7 - 13	5.08	93	2.1 - 3.3 - 6.0	1.6 - 2.4 - 4.8	1.4 - 2.0 - 4.1
	1100	216	8 - 12 - 21	6 - 9 - 17	5 - 7 - 15	5.59	102	2.4 - 3.6 - 6.3	1.7 - 2.6 - 5.2	1.5 - 2.2 - 4.4

NOTES: Throw values are given for terminal velocities of 150, 100, and 50 FPM (0.75, 0.50, and 0.25 m/s). Throw values are given for isothermal conditions. NC values are based on octave band 2 - 7 sound power levels minus a room absorption of 10dB, re 10⁻¹² Watts. Dash in space denotes a NC or dB value of less than 10. Data was obtained from tests conducted in accordance with ANSI/ASHRAE Standard 70, ISO Standard 5219, and ISO Standard 3741. The throw values given for 1-Way Throw is for [Total CFM] CFM per side (L/s). The throw values given for 2-Way Throw is for [Total CFM/2] CFM per side (L/s). The throw values given for 3-Way Throw is for [Total CFM/3] CFM per side (L/s). The throw values given for 4-Way Throw is for [Total CFM/4] CFM per side (L/s). Model 56600 not available in 12"x24" panel size. See Krueger's selection software for performance data not shown, including octave band data.

PERFORATED FACE DIFFUSERS

6600 - 56600

6600 (Supply) Performance Data: Horizontal Throw

IP/METRIC DATA: 6600, 16"x16" PANEL, 4-WAY (NO DAMPER)

	IP Data					NC	Metric Data					Octave Band, dB						
	Neck Vel	Air Flow	Ps	Pt	4-Way Throw		Neck L/s	Air Flow	Ps	Pt	4-Way Throw	2	3	4	5	6	7	
	FPM	CFM	"WG	"WG	ft		m/s	L/s	Pa	Pa	m							
6"	300	59	0.010	0.016	1 - 2 - 3	-	1.52	28	2.6	4.0	0.2 - 0.5 - 1.1	-	-	-	-	-	-	
	400	78	0.018	0.028	1 - 2 - 5	-	2.03	37	4.6	7.0	0.4 - 0.7 - 1.4	10	14	16	13	8	-	
	500	98	0.029	0.044	2 - 3 - 6	-	2.54	46	7.1	11.0	0.6 - 0.9 - 1.8	17	21	23	20	15	10	
	600	118	0.041	0.064	2 - 3 - 7	16	3.05	56	10.3	15.8	0.7 - 1.1 - 2.1	23	27	29	26	21	16	
	700	137	0.056	0.087	3 - 4 - 8	21	3.56	65	14.0	21.6	0.8 - 1.2 - 2.5	28	32	34	31	26	21	
	800	157	0.073	0.113	3 - 5 - 9	25	4.06	74	18.2	28.2	0.9 - 1.4 - 2.8	32	36	38	35	30	25	
	900	177	0.093	0.143	3 - 5 - 10	29	4.57	83	23.1	35.7	1.1 - 1.6 - 3.1	36	40	42	39	34	29	
	1000	196	0.114	0.177	4 - 6 - 11	32	5.08	93	28.5	44.0	1.2 - 1.8 - 3.3	39	43	45	42	37	32	
	1100	216	0.139	0.214	4 - 6 - 11	35	5.59	102	34.5	53.3	1.3 - 1.9 - 3.5	42	46	48	45	40	35	
8"	300	105	0.012	0.018	1 - 2 - 5	-	1.52	49	3.0	4.4	0.3 - 0.6 - 1.4	-	-	-	-	-	-	
	400	140	0.022	0.032	2 - 3 - 6	-	2.03	66	5.4	7.8	0.5 - 0.9 - 1.9	16	20	22	19	14	-	
	500	174	0.034	0.049	3 - 4 - 8	16	2.54	82	8.4	12.3	0.8 - 1.2 - 2.3	23	27	29	26	21	16	
	600	209	0.048	0.071	3 - 5 - 9	22	3.05	99	12.1	17.7	0.9 - 1.4 - 2.8	29	33	35	32	27	22	
	700	244	0.066	0.097	4 - 5 - 11	27	3.56	115	16.4	24.0	1.1 - 1.6 - 3.3	34	38	40	37	32	27	
	800	279	0.086	0.126	4 - 6 - 12	31	4.06	132	21.5	31.4	1.2 - 1.9 - 3.7	38	42	44	41	36	31	
	900	314	0.109	0.160	5 - 7 - 14	35	4.57	148	27.2	39.7	1.4 - 2.1 - 4.2	42	46	48	45	40	35	
	1000	349	0.135	0.197	5 - 8 - 15	38	5.08	165	33.5	49.0	1.6 - 2.3 - 4.4	45	49	51	48	43	38	
	1100	384	0.163	0.238	6 - 8 - 15	41	5.59	181	40.6	59.3	1.7 - 2.6 - 4.6	48	52	54	51	46	41	
10"	200	109	0.006	0.008	1 - 1 - 4	-	1.02	51	1.4	2.0	0.2 - 0.4 - 1.2	-	-	-	-	-	-	
	300	164	0.013	0.018	1 - 3 - 6	-	1.52	77	3.2	4.6	0.4 - 0.8 - 1.8	12	16	18	15	10	-	
	400	218	0.023	0.033	2 - 4 - 8	14	2.03	103	5.6	8.1	0.6 - 1.2 - 2.3	21	25	27	24	19	14	
	500	273	0.035	0.051	3 - 5 - 10	21	2.54	129	8.8	12.7	1.0 - 1.5 - 2.9	28	32	34	31	26	21	
	600	327	0.051	0.073	4 - 6 - 12	27	3.05	154	12.7	18.2	1.2 - 1.8 - 3.5	34	38	40	37	32	27	
	700	382	0.069	0.100	4 - 7 - 13	32	3.56	180	17.2	24.8	1.4 - 2.0 - 4.1	39	43	45	42	37	32	
	800	436	0.090	0.130	5 - 8 - 15	36	4.06	206	22.5	32.4	1.6 - 2.3 - 4.7	43	47	49	46	41	36	
	900	491	0.114	0.165	6 - 9 - 17	40	4.57	231	28.5	41.0	1.8 - 2.6 - 5.2	47	51	53	50	45	40	
	1000	545	0.141	0.204	6 - 10 - 18	43	5.08	257	35.1	50.7	1.9 - 2.9 - 5.5	50	54	56	53	48	43	

NOTES: Throw values are given for terminal velocities of 150, 100, and 50 FPM (0.75, 0.50, and 0.25 m/s). Throw values are given for isothermal conditions. NC values are based on octave band 2 - 7 sound power levels minus a room absorption of 10dB, re 10⁻¹² Watts. Dash in space denotes a NC or dB value of less than 10. Data was obtained from tests conducted in accordance with ANSI/ASHRAE Standard 70, ISO Standard 5219, and ISO Standard 3741. The throw values given for 4-Way Throw is for [Total CFM/4] CFM per side (L/s). See Krueger's selection software for performance data not shown, including octave band data.

PERFORATED FACE DIFFUSERS

6600 (Supply) Performance Data: Horizontal Throw

IP/METRIC DATA: 6600, 16"x16" PANEL, 1 - 3-WAY (NO DAMPER)

	IP Data					Metric Data				
	Neck Vel	Air Flow	1-Way Throw	2-Way Throw	3-Way Throw	Neck Vel	Air Flow	1-Way Throw	2-Way Throw	3-Way Throw
	FPM	CFM	ft	ft	ft	m/s	L/s	m	m	m
6"	300	59	1 - 2 - 7	1 - 2 - 5	1 - 2 - 5	1.52	28	0.3 - 0.6 - 2.2	0.3 - 0.6 - 1.6	0.3 - 0.7 - 1.4
	400	78	2 - 4 - 10	2 - 4 - 7	2 - 3 - 6	2.03	37	0.5 - 1.1 - 3.0	0.5 - 1.1 - 2.2	0.6 - 0.9 - 1.8
	500	98	2 - 6 - 12	2 - 4 - 9	3 - 4 - 8	2.54	46	0.7 - 1.7 - 3.7	0.7 - 1.3 - 2.7	0.8 - 1.1 - 2.3
	600	118	4 - 7 - 15	4 - 5 - 11	3 - 5 - 9	3.05	56	1.1 - 2.2 - 4.4	1.1 - 1.6 - 3.2	0.9 - 1.4 - 2.7
	700	137	5 - 9 - 17	4 - 6 - 12	4 - 5 - 11	3.56	65	1.5 - 2.6 - 5.0	1.3 - 1.9 - 3.8	1.1 - 1.6 - 3.2
	800	157	6 - 10 - 18	5 - 7 - 14	4 - 6 - 12	4.06	74	1.9 - 3.0 - 5.4	1.4 - 2.2 - 4.3	1.2 - 1.8 - 3.7
	900	177	7 - 11 - 19	5 - 8 - 16	5 - 7 - 13	4.57	83	2.2 - 3.3 - 5.7	1.6 - 2.4 - 4.8	1.4 - 2.1 - 4.0
	1000	196	8 - 12 - 20	6 - 9 - 17	5 - 8 - 14	5.08	93	2.5 - 3.7 - 6.0	1.8 - 2.7 - 5.1	1.5 - 2.3 - 4.2
8"	300	105	1 - 3 - 10	1 - 3 - 7	1 - 3 - 6	1.52	49	0.4 - 0.8 - 3.0	0.4 - 0.8 - 2.2	0.4 - 0.9 - 1.8
	400	140	2 - 5 - 13	2 - 5 - 9	3 - 4 - 8	2.03	66	0.6 - 1.4 - 3.9	0.6 - 1.4 - 2.9	0.8 - 1.2 - 2.4
	500	174	3 - 7 - 16	3 - 6 - 12	3 - 5 - 10	2.54	82	1.0 - 2.2 - 4.9	1.0 - 1.8 - 3.6	1.0 - 1.5 - 3.1
	600	209	5 - 10 - 19	5 - 7 - 14	4 - 6 - 12	3.05	99	1.4 - 3.0 - 5.9	1.4 - 2.2 - 4.3	1.2 - 1.8 - 3.7
	700	244	6 - 11 - 22	6 - 8 - 17	5 - 7 - 14	3.56	115	2.0 - 3.5 - 6.7	1.7 - 2.5 - 5.0	1.4 - 2.1 - 4.3
	800	279	8 - 13 - 24	6 - 9 - 19	5 - 8 - 16	4.06	132	2.6 - 3.9 - 7.2	1.9 - 2.9 - 5.7	1.6 - 2.4 - 4.9
	900	314	10 - 15 - 25	7 - 11 - 21	6 - 9 - 18	4.57	148	3.0 - 4.4 - 7.6	2.2 - 3.2 - 6.5	1.8 - 2.7 - 5.3
	1000	349	11 - 16 - 26	8 - 12 - 22	7 - 10 - 18	5.08	165	3.3 - 4.9 - 8.0	2.4 - 3.6 - 6.8	2.0 - 3.1 - 5.6
10"	200	109	1 - 1 - 6	1 - 1 - 6	1 - 2 - 5	1.02	51	0.2 - 0.4 - 1.8	0.2 - 0.4 - 1.8	0.2 - 0.5 - 1.5
	300	164	1 - 3 - 12	1 - 3 - 9	2 - 4 - 8	1.52	77	0.4 - 1.0 - 3.7	0.4 - 1.0 - 2.7	0.5 - 1.1 - 2.3
	400	218	3 - 6 - 16	3 - 6 - 12	3 - 5 - 10	2.03	103	0.8 - 1.8 - 4.9	0.8 - 1.8 - 3.6	1.0 - 1.5 - 3.1
	500	273	4 - 9 - 20	4 - 7 - 15	4 - 6 - 13	2.54	129	1.2 - 2.8 - 6.2	1.2 - 2.2 - 4.5	1.3 - 1.9 - 3.8
	600	327	6 - 12 - 24	6 - 9 - 18	5 - 8 - 15	3.05	154	1.8 - 3.7 - 7.4	1.8 - 2.7 - 5.4	1.5 - 2.3 - 4.6
	700	382	8 - 14 - 28	7 - 10 - 21	6 - 9 - 18	3.56	180	2.4 - 4.3 - 8.4	2.1 - 3.1 - 6.3	1.8 - 2.7 - 5.3
	800	436	10 - 16 - 30	8 - 12 - 24	7 - 10 - 20	4.06	206	3.2 - 4.9 - 9.0	2.4 - 3.6 - 7.2	2.0 - 3.1 - 6.1
	900	491	12 - 18 - 31	9 - 13 - 27	8 - 11 - 22	4.57	231	3.7 - 5.6 - 9.5	2.7 - 4.0 - 8.1	2.3 - 3.4 - 6.7
	1000	545	14 - 20 - 33	10 - 15 - 28	8 - 13 - 23	5.08	257	4.1 - 6.2 - 10.0	3.0 - 4.5 - 8.5	2.5 - 3.8 - 7.0

NOTES: Throw values are given for terminal velocities of 150, 100, and 50 FPM (0.75, 0.50, and 0.25 m/s). Throw values are given for isothermal conditions. Data was obtained from tests conducted in accordance with ANSI/ASHRAE Standard 70, ISO Standard 5219, and ISO Standard 3741. The throw values given for 1-Way Throw is for [Total CFM] CFM per side (L/s). The throw values given for 2-Way Throw is for [Total CFM/2] CFM per side (L/s). The throw values given for 3-Way Throw is for [Total CFM/3] CFM per side (L/s). See Krueger's selection software for performance data not shown, including octave band data.

PERFORATED FACE DIFFUSERS

6600 (Supply) Performance Data: Horizontal Throw

IP/METRIC DATA: 6600, 20"x20" PANEL, 4-WAY (NO DAMPER)

	IP Data					NC	Metric Data					Octave Band, dB						
	Neck Vel	Air Flow	Ps	Pt	4-Way Throw		Neck L/s	Air Flow	Ps	Pt	4-Way Throw	2	3	4	5	6	7	
	FPM	CFM	"WG	"WG	ft		m/s	L/s	Pa	Pa	m							
6"	300	59	0.010	0.016	1 - 2 - 3	-	1.52	28	2.6	4.0	0.2 - 0.5 - 1.1	-	-	-	-	-	-	
	400	78	0.018	0.028	1 - 2 - 5	-	2.03	37	4.6	7.0	0.4 - 0.7 - 1.4	10	14	16	13	8	-	
	500	98	0.029	0.044	2 - 3 - 6	-	2.54	46	7.1	11.0	0.6 - 0.9 - 1.8	17	21	23	20	15	10	
	600	118	0.041	0.064	2 - 3 - 7	16	3.05	56	10.3	15.8	0.7 - 1.1 - 2.1	23	27	29	26	21	16	
	700	137	0.056	0.087	3 - 4 - 8	21	3.56	65	14.0	21.6	0.8 - 1.2 - 2.5	28	32	34	31	26	21	
	800	157	0.073	0.113	3 - 5 - 9	25	4.06	74	18.2	28.2	0.9 - 1.4 - 2.8	32	36	38	35	30	25	
	900	177	0.093	0.143	3 - 5 - 10	29	4.57	83	23.1	35.7	1.1 - 1.6 - 3.1	36	40	42	39	34	29	
	1000	196	0.114	0.177	4 - 6 - 11	32	5.08	93	28.5	44.0	1.2 - 1.8 - 3.3	39	43	45	42	37	32	
	1100	216	0.139	0.214	4 - 6 - 11	35	5.59	102	34.5	53.3	1.3 - 1.9 - 3.5	42	46	48	45	40	35	
8"	300	105	0.012	0.018	1 - 2 - 5	-	1.52	49	3.0	4.4	0.3 - 0.6 - 1.4	-	-	-	-	-	-	
	400	140	0.022	0.032	2 - 3 - 6	-	2.03	66	5.4	7.8	0.5 - 0.9 - 1.9	16	20	22	19	14	-	
	500	174	0.034	0.049	3 - 4 - 8	16	2.54	82	8.4	12.3	0.8 - 1.2 - 2.3	23	27	29	26	21	16	
	600	209	0.048	0.071	3 - 5 - 9	22	3.05	99	12.1	17.7	0.9 - 1.4 - 2.8	29	33	35	32	27	22	
	700	244	0.066	0.097	4 - 5 - 11	27	3.56	115	16.4	24.0	1.1 - 1.6 - 3.3	34	38	40	37	32	27	
	800	279	0.086	0.126	4 - 6 - 12	31	4.06	132	21.5	31.4	1.2 - 1.9 - 3.7	38	42	44	41	36	31	
	900	314	0.109	0.160	5 - 7 - 14	35	4.57	148	27.2	39.7	1.4 - 2.1 - 4.2	42	46	48	45	40	35	
	1000	349	0.135	0.197	5 - 8 - 15	38	5.08	165	33.5	49.0	1.6 - 2.3 - 4.4	45	49	51	48	43	38	
	1100	384	0.163	0.238	6 - 8 - 15	41	5.59	181	40.6	59.3	1.7 - 2.6 - 4.6	48	52	54	51	46	41	
10"	200	109	0.006	0.009	1 - 1 - 4	-	1.02	51	1.6	2.2	0.2 - 0.4 - 1.2	-	-	-	-	-	-	
	300	164	0.014	0.020	1 - 3 - 6	-	1.52	77	3.6	5.0	0.4 - 0.8 - 1.8	12	16	18	15	10	-	
	400	218	0.026	0.036	2 - 4 - 8	14	2.03	103	6.4	8.9	0.6 - 1.2 - 2.3	21	25	27	24	19	14	
	500	273	0.040	0.056	3 - 5 - 10	21	2.54	129	10.0	13.9	1.0 - 1.5 - 2.9	28	32	34	31	26	21	
	600	327	0.058	0.080	4 - 6 - 12	27	3.05	154	14.4	20.0	1.2 - 1.8 - 3.5	34	38	40	37	32	27	
	700	382	0.079	0.109	4 - 7 - 13	32	3.56	180	19.6	27.2	1.4 - 2.0 - 4.1	39	43	45	42	37	32	
	800	436	0.103	0.143	5 - 8 - 15	36	4.06	206	25.6	35.5	1.6 - 2.3 - 4.7	43	47	49	46	41	36	
	900	491	0.130	0.181	6 - 9 - 17	40	4.57	231	32.4	45.0	1.8 - 2.6 - 5.2	47	51	53	50	45	40	
	1000	545	0.161	0.223	6 - 10 - 18	43	5.08	257	40.0	55.5	1.9 - 2.9 - 5.5	50	54	56	53	48	43	
12"	300	235	0.021	0.027	1 - 3 - 7	-	1.52	111	5.4	6.7	0.4 - 1.0 - 2.1	15	19	21	18	13	-	
	400	314	0.038	0.048	3 - 5 - 9	18	2.03	148	9.5	12.0	0.8 - 1.4 - 2.8	25	29	31	28	23	18	
	450	353	0.048	0.061	3 - 5 - 10	21	2.29	167	12.0	15.2	1.0 - 1.6 - 3.2	28	32	34	31	26	21	
	500	392	0.060	0.075	4 - 6 - 12	25	2.54	185	14.9	18.7	1.2 - 1.8 - 3.5	32	36	38	35	30	25	
	550	432	0.072	0.091	4 - 6 - 13	28	2.79	204	18.0	22.7	1.3 - 1.9 - 3.9	35	39	41	38	33	28	
	600	471	0.086	0.108	5 - 7 - 14	30	3.05	222	21.4	27.0	1.4 - 2.1 - 4.2	37	41	43	40	35	30	
	700	549	0.117	0.148	5 - 8 - 16	35	3.56	259	29.1	36.7	1.6 - 2.5 - 4.9	42	46	48	45	40	35	
	800	628	0.153	0.193	6 - 9 - 18	40	4.06	296	38.1	48.0	1.9 - 2.8 - 5.6	47	51	53	50	45	40	
	900	706	0.193	0.244	7 - 10 - 21	43	4.57	333	48.2	60.7	2.1 - 3.2 - 6.3	50	54	56	53	48	43	
14"	200	214	0.014	0.016	1 - 3 - 6	-	1.02	101	3.5	4.1	0.4 - 0.8 - 1.9	-	-	-	-	-	-	
	300	320	0.031	0.037	3 - 5 - 9	12	1.52	151	7.8	9.2	0.8 - 1.4 - 2.9	19	23	25	22	17	12	
	400	427	0.056	0.066	4 - 6 - 13	21	2.03	202	13.8	16.3	1.3 - 1.9 - 3.8	28	32	34	31	26	21	
	450	481	0.070	0.083	5 - 7 - 14	24	2.29	227	17.5	20.7	1.4 - 2.1 - 4.3	31	35	37	34	29	24	
	500	534	0.087	0.102	5 - 8 - 16	28	2.54	252	21.6	25.5	1.6 - 2.4 - 4.8	35	39	41	38	33	28	
	550	588	0.105	0.124	6 - 9 - 17	31	2.79	277	26.2	30.9	1.7 - 2.6 - 5.2	38	42	44	41	36	31	
	600	641	0.125	0.148	6 - 9 - 19	34	3.05	302	31.2	36.7	1.9 - 2.9 - 5.7	41	45	47	44	39	34	
	700	748	0.170	0.201	7 - 11 - 21	38	3.56	353	42.4	50.0	2.2 - 3.3 - 6.5	45	49	51	48	43	38	
800	855	0.222	0.262	8 - 13 - 23	43	4.06	403	55.4	65.3	2.5 - 3.8 - 6.9	50	54	56	53	48	43		

NOTES: Throw values are given for terminal velocities of 150, 100, and 50 FPM (0.75, 0.50, and 0.25 m/s). Throw values are given for isothermal conditions. NC values are based on octave band 2 - 7 sound power levels minus a room absorption of 10dB, re 10⁻¹² Watts. Dash in space denotes a NC or dB value of less than 10. Data was obtained from tests conducted in accordance with ANSI/ASHRAE Standard 70, ISO Standard 5219, and ISO Standard 3741. The throw values given for 4-Way Throw is for [Total CFM/4] CFM per side (L/s). See Krueger's selection software for performance data not shown, including octave band data.

6600 (Supply) Performance Data: Horizontal Throw

IP/METRIC DATA: 6600, 20"x20" PANEL, 1 - 3-WAY (NO DAMPER)

	IP Data					Metric Data				
	Neck Vel	Air Flow	1-Way Throw	2-Way Throw	3-Way Throw	Neck Vel	Air Flow	1-Way Throw	2-Way Throw	3-Way Throw
	FPM	CFM	ft	ft	ft	m/s	L/s	m	m	m
6"	300	59	1 - 2 - 7	1 - 2 - 5	1 - 2 - 5	1.52	28	0.3 - 0.6 - 2.2	0.3 - 0.6 - 1.6	0.3 - 0.7 - 1.4
	400	78	2 - 4 - 10	2 - 4 - 7	2 - 3 - 6	2.03	37	0.5 - 1.1 - 3.0	0.5 - 1.1 - 2.2	0.6 - 0.9 - 1.8
	500	98	2 - 6 - 12	2 - 4 - 9	3 - 4 - 8	2.54	46	0.7 - 1.7 - 3.7	0.7 - 1.3 - 2.7	0.8 - 1.1 - 2.3
	600	118	4 - 7 - 15	4 - 5 - 11	3 - 5 - 9	3.05	56	1.1 - 2.2 - 4.4	1.1 - 1.6 - 3.2	0.9 - 1.4 - 2.7
	700	137	5 - 9 - 17	4 - 6 - 12	4 - 5 - 11	3.56	65	1.5 - 2.6 - 5.0	1.3 - 1.9 - 3.8	1.1 - 1.6 - 3.2
	800	157	6 - 10 - 18	5 - 7 - 14	4 - 6 - 12	4.06	74	1.9 - 3.0 - 5.4	1.4 - 2.2 - 4.3	1.2 - 1.8 - 3.7
	900	177	7 - 11 - 19	5 - 8 - 16	5 - 7 - 13	4.57	83	2.2 - 3.3 - 5.7	1.6 - 2.4 - 4.8	1.4 - 2.1 - 4.0
	1000	196	8 - 12 - 20	6 - 9 - 17	5 - 8 - 14	5.08	93	2.5 - 3.7 - 6.0	1.8 - 2.7 - 5.1	1.5 - 2.3 - 4.2
	1100	216	9 - 13 - 21	6 - 10 - 18	6 - 8 - 15	5.59	102	2.7 - 4.1 - 6.3	2.0 - 3.0 - 5.4	1.7 - 2.5 - 4.4
8"	300	105	1 - 3 - 10	1 - 3 - 7	1 - 3 - 6	1.52	49	0.4 - 0.8 - 3.0	0.4 - 0.8 - 2.2	0.4 - 0.9 - 1.8
	400	140	2 - 5 - 13	2 - 5 - 9	3 - 4 - 8	2.03	66	0.6 - 1.4 - 3.9	0.6 - 1.4 - 2.9	0.8 - 1.2 - 2.4
	500	174	3 - 7 - 16	3 - 6 - 12	3 - 5 - 10	2.54	82	1.0 - 2.2 - 4.9	1.0 - 1.8 - 3.6	1.0 - 1.5 - 3.1
	600	209	5 - 10 - 19	5 - 7 - 14	4 - 6 - 12	3.05	99	1.4 - 3.0 - 5.9	1.4 - 2.2 - 4.3	1.2 - 1.8 - 3.7
	700	244	6 - 11 - 22	6 - 8 - 17	5 - 7 - 14	3.56	115	2.0 - 3.5 - 6.7	1.7 - 2.5 - 5.0	1.4 - 2.1 - 4.3
	800	279	8 - 13 - 24	6 - 9 - 19	5 - 8 - 16	4.06	132	2.6 - 3.9 - 7.2	1.9 - 2.9 - 5.7	1.6 - 2.4 - 4.9
	900	314	10 - 15 - 25	7 - 11 - 21	6 - 9 - 18	4.57	148	3.0 - 4.4 - 7.6	2.2 - 3.2 - 6.5	1.8 - 2.7 - 5.3
	1000	349	11 - 16 - 26	8 - 12 - 22	7 - 10 - 18	5.08	165	3.3 - 4.9 - 8.0	2.4 - 3.6 - 6.8	2.0 - 3.1 - 5.6
	1100	384	12 - 18 - 28	9 - 13 - 24	7 - 11 - 19	5.59	181	3.6 - 5.4 - 8.4	2.6 - 3.9 - 7.2	2.2 - 3.4 - 5.9
10"	200	109	1 - 1 - 6	1 - 1 - 6	1 - 2 - 5	1.02	51	0.2 - 0.4 - 1.8	0.2 - 0.4 - 1.8	0.2 - 0.5 - 1.5
	300	164	1 - 3 - 12	1 - 3 - 9	2 - 4 - 8	1.52	77	0.4 - 1.0 - 3.7	0.4 - 1.0 - 2.7	0.5 - 1.1 - 2.3
	400	218	3 - 6 - 16	3 - 6 - 12	3 - 5 - 10	2.03	103	0.8 - 1.8 - 4.9	0.8 - 1.8 - 3.6	1.0 - 1.5 - 3.1
	500	273	4 - 9 - 20	4 - 7 - 15	4 - 6 - 13	2.54	129	1.2 - 2.8 - 6.2	1.2 - 2.2 - 4.5	1.3 - 1.9 - 3.8
	600	327	6 - 12 - 24	6 - 9 - 18	5 - 8 - 15	3.05	154	1.8 - 3.7 - 7.4	1.8 - 2.7 - 5.4	1.5 - 2.3 - 4.6
	700	382	8 - 14 - 28	7 - 10 - 21	6 - 9 - 18	3.56	180	2.4 - 4.3 - 8.4	2.1 - 3.1 - 6.3	1.8 - 2.7 - 5.3
	800	436	10 - 16 - 30	8 - 12 - 24	7 - 10 - 20	4.06	206	3.2 - 4.9 - 9.0	2.4 - 3.6 - 7.2	2.0 - 3.1 - 6.1
	900	491	12 - 18 - 31	9 - 13 - 27	8 - 11 - 22	4.57	231	3.7 - 5.6 - 9.5	2.7 - 4.0 - 8.1	2.3 - 3.4 - 6.7
	1000	545	14 - 20 - 33	10 - 15 - 28	8 - 13 - 23	5.08	257	4.1 - 6.2 - 10.0	3.0 - 4.5 - 8.5	2.5 - 3.8 - 7.0
12"	300	235	2 - 4 - 15	2 - 4 - 11	2 - 5 - 9	1.52	111	0.5 - 1.2 - 4.4	0.5 - 1.2 - 3.2	0.6 - 1.4 - 2.7
	400	314	3 - 7 - 19	3 - 7 - 14	4 - 6 - 12	2.03	148	1.0 - 2.2 - 5.9	1.0 - 2.2 - 4.3	1.1 - 1.8 - 3.7
	450	353	4 - 9 - 22	4 - 8 - 16	5 - 7 - 14	2.29	167	1.2 - 2.7 - 6.7	1.2 - 2.4 - 4.8	1.4 - 2.1 - 4.1
	500	392	5 - 11 - 24	5 - 9 - 18	5 - 8 - 15	2.54	185	1.5 - 3.4 - 7.4	1.5 - 2.7 - 5.4	1.5 - 2.3 - 4.6
	550	432	6 - 13 - 27	6 - 10 - 19	6 - 8 - 17	2.79	204	1.8 - 4.1 - 8.1	1.8 - 3.0 - 5.9	1.7 - 2.5 - 5.0
	600	471	7 - 15 - 29	7 - 11 - 21	6 - 9 - 18	3.05	222	2.2 - 4.4 - 8.9	2.2 - 3.2 - 6.5	1.8 - 2.7 - 5.5
	700	549	10 - 17 - 33	8 - 12 - 25	7 - 11 - 21	3.56	259	2.9 - 5.2 - 10.1	2.5 - 3.8 - 7.5	2.1 - 3.2 - 6.4
	800	628	13 - 19 - 35	9 - 14 - 28	8 - 12 - 24	4.06	296	3.8 - 5.9 - 10.8	2.9 - 4.3 - 8.6	2.4 - 3.7 - 7.3
	900	706	15 - 22 - 38	11 - 16 - 32	9 - 14 - 26	4.57	333	4.4 - 6.7 - 11.4	3.2 - 4.8 - 9.7	2.7 - 4.1 - 8.0
14"	200	214	1 - 2 - 8	1 - 2 - 8	1 - 2 - 7	1.02	101	0.3 - 0.6 - 2.5	0.3 - 0.6 - 2.5	0.3 - 0.8 - 2.1
	300	320	2 - 5 - 17	2 - 5 - 12	2 - 5 - 11	1.52	151	0.6 - 1.4 - 5.2	0.6 - 1.4 - 3.8	0.8 - 1.6 - 3.2
	400	427	4 - 8 - 23	4 - 8 - 17	4 - 7 - 14	2.03	202	1.1 - 2.5 - 6.9	1.1 - 2.5 - 5.0	1.3 - 2.1 - 4.3
	450	481	5 - 10 - 26	5 - 9 - 19	5 - 8 - 16	2.29	227	1.4 - 3.2 - 7.8	1.4 - 2.8 - 5.7	1.6 - 2.4 - 4.8
	500	534	6 - 13 - 28	6 - 10 - 21	6 - 9 - 18	2.54	252	1.7 - 3.9 - 8.6	1.7 - 3.1 - 6.3	1.8 - 2.7 - 5.3
	550	588	7 - 16 - 31	7 - 11 - 23	6 - 10 - 19	2.79	277	2.1 - 4.8 - 9.5	2.1 - 3.5 - 6.9	2.0 - 2.9 - 5.9
	600	641	8 - 17 - 34	8 - 12 - 25	7 - 11 - 21	3.05	302	2.5 - 5.2 - 10.4	2.5 - 3.8 - 7.5	2.1 - 3.2 - 6.4
	700	748	11 - 20 - 39	10 - 14 - 29	8 - 12 - 25	3.56	353	3.4 - 6.0 - 11.8	2.9 - 4.4 - 8.8	2.5 - 3.7 - 7.5
	800	855	15 - 23 - 41	11 - 17 - 33	9 - 14 - 28	4.06	403	4.5 - 6.9 - 12.6	3.4 - 5.0 - 10.1	2.8 - 4.3 - 8.5

NOTES: Throw values are given for terminal velocities of 150, 100, and 50 FPM (0.75, 0.50, and 0.25 m/s). Throw values are given for isothermal conditions. Data was obtained from tests conducted in accordance with ANSI/ASHRAE Standard 70, ISO Standard 5219, and ISO Standard 3741. The throw values given for 1-Way Throw is for [Total CFM] CFM per side (L/s). The throw values given for 2-Way Throw is for [Total CFM/2] CFM per side (L/s). The throw values given for 3-Way Throw is for [Total CFM/3] CFM per side (L/s). See Krueger's selection software for performance data not shown, including octave band data.

PERFORATED FACE DIFFUSERS

6600, 56600 (Supply) Performance Data: Horizontal Throw

IP/METRIC DATA: 6600, 56600, 24"x24" PANEL, 4-WAY (NO DAMPER)

	IP Data					NC	Metric Data					Octave Band, dB						
	Neck Vel	Air Flow	Ps	Pt	4-Way Throw		Neck L/s	Air Flow	Ps	Pt	4-Way Throw	2	3	4	5	6	7	
	FPM	CFM	"WG	"WG	ft		m/s	L/s	Pa	Pa	m							
6"	300	59	0.010	0.016	1 - 2 - 3	-	1.52	28	2.6	4.0	0.2 - 0.5 - 1.1	-	-	-	-	-	-	
	400	78	0.018	0.028	1 - 2 - 5	-	2.03	37	4.6	7.0	0.4 - 0.7 - 1.4	10	14	16	13	8	-	
	500	98	0.029	0.044	2 - 3 - 6	-	2.54	46	7.1	11.0	0.6 - 0.9 - 1.8	17	21	23	20	15	10	
	600	118	0.041	0.064	2 - 3 - 7	16	3.05	56	10.3	15.8	0.7 - 1.1 - 2.1	23	27	29	26	21	16	
	700	137	0.056	0.087	3 - 4 - 8	21	3.56	65	14.0	21.6	0.8 - 1.2 - 2.5	28	32	34	31	26	21	
	800	157	0.073	0.113	3 - 5 - 9	25	4.06	74	18.2	28.2	0.9 - 1.4 - 2.8	32	36	38	35	30	25	
	900	177	0.093	0.143	3 - 5 - 10	29	4.57	83	23.1	35.7	1.1 - 1.6 - 3.1	36	40	42	39	34	29	
	1000	196	0.114	0.177	4 - 6 - 11	32	5.08	93	28.5	44.0	1.2 - 1.8 - 3.3	39	43	45	42	37	32	
	1100	216	0.139	0.214	4 - 6 - 11	35	5.59	102	34.5	53.3	1.3 - 1.9 - 3.5	42	46	48	45	40	35	
8"	300	105	0.012	0.018	1 - 2 - 5	-	1.52	49	3.0	4.4	0.3 - 0.6 - 1.4	-	-	-	-	-	-	
	400	140	0.022	0.032	2 - 3 - 6	-	2.03	66	5.4	7.8	0.5 - 0.9 - 1.9	16	20	22	19	14	-	
	500	174	0.034	0.049	3 - 4 - 8	16	2.54	82	8.4	12.3	0.8 - 1.2 - 2.3	23	27	29	26	21	16	
	600	209	0.048	0.071	3 - 5 - 9	22	3.05	99	12.1	17.7	0.9 - 1.4 - 2.8	29	33	35	32	27	22	
	700	244	0.066	0.097	4 - 5 - 11	27	3.56	115	16.4	24.0	1.1 - 1.6 - 3.3	34	38	40	37	32	27	
	800	279	0.086	0.126	4 - 6 - 12	31	4.06	132	21.5	31.4	1.2 - 1.9 - 3.7	38	42	44	41	36	31	
	900	314	0.109	0.160	5 - 7 - 14	35	4.57	148	27.2	39.7	1.4 - 2.1 - 4.2	42	46	48	45	40	35	
	1000	349	0.135	0.197	5 - 8 - 15	38	5.08	165	33.5	49.0	1.6 - 2.3 - 4.4	45	49	51	48	43	38	
	1100	384	0.163	0.238	6 - 8 - 15	41	5.59	181	40.6	59.3	1.7 - 2.6 - 4.6	48	52	54	51	46	41	
10"	200	109	0.006	0.009	1 - 1 - 4	-	1.02	51	1.6	2.2	0.2 - 0.4 - 1.2	-	-	-	-	-	-	
	300	164	0.014	0.020	1 - 3 - 6	-	1.52	77	3.6	5.0	0.4 - 0.8 - 1.8	12	16	18	15	10	-	
	400	218	0.026	0.036	2 - 4 - 8	14	2.03	103	6.4	8.9	0.6 - 1.2 - 2.3	21	25	27	24	19	14	
	500	273	0.040	0.056	3 - 5 - 10	21	2.54	129	10.0	13.9	1.0 - 1.5 - 2.9	28	32	34	31	26	21	
	600	327	0.058	0.080	4 - 6 - 12	27	3.05	154	14.4	20.0	1.2 - 1.8 - 3.5	34	38	40	37	32	27	
	700	382	0.079	0.109	4 - 7 - 13	32	3.56	180	19.6	27.2	1.4 - 2.0 - 4.1	39	43	45	42	37	32	
	800	436	0.103	0.143	5 - 8 - 15	36	4.06	206	25.6	35.5	1.6 - 2.3 - 4.7	43	47	49	46	41	36	
	900	491	0.130	0.181	6 - 9 - 17	40	4.57	231	32.4	45.0	1.8 - 2.6 - 5.2	47	51	53	50	45	40	
	950	518	0.145	0.201	6 - 9 - 18	41	4.83	244	36.1	50.1	1.8 - 2.8 - 5.4	48	52	54	51	46	41	
12"	100	78	0.002	0.002	0 - 0 - 1	-	0.51	37	0.4	0.6	0.0 - 0.1 - 0.4	-	-	-	-	-	-	
	200	157	0.007	0.009	1 - 1 - 5	-	1.02	74	1.7	2.4	0.2 - 0.4 - 1.4	-	-	-	-	-	-	
	300	235	0.016	0.021	1 - 3 - 7	-	1.52	111	3.9	5.3	0.4 - 1.0 - 2.1	15	19	21	18	13	-	
	400	314	0.028	0.038	3 - 5 - 9	18	2.03	148	6.9	9.4	0.8 - 1.4 - 2.8	25	29	31	28	23	18	
	450	353	0.035	0.048	3 - 5 - 10	21	2.29	167	8.8	11.9	1.0 - 1.6 - 3.2	28	32	34	31	26	21	
	500	392	0.044	0.059	4 - 6 - 12	25	2.54	185	10.8	14.7	1.2 - 1.8 - 3.5	32	36	38	35	30	25	
	600	471	0.063	0.085	5 - 7 - 14	30	3.05	222	15.6	21.2	1.4 - 2.1 - 4.2	37	41	43	40	35	30	
	700	549	0.085	0.116	5 - 8 - 16	35	3.56	259	21.2	28.8	1.6 - 2.5 - 4.9	42	46	48	45	40	35	
	800	628	0.111	0.151	6 - 9 - 18	40	4.06	296	27.7	37.7	1.9 - 2.8 - 5.6	47	51	53	50	45	40	
14"	100	107	0.003	0.003	0 - 0 - 2	-	0.51	50	0.6	0.8	0.1 - 0.1 - 0.5	-	-	-	-	-	-	
	200	214	0.010	0.013	1 - 2 - 5	-	1.02	101	2.6	3.2	0.2 - 0.5 - 1.6	-	-	-	-	-	-	
	300	320	0.023	0.029	2 - 4 - 8	12	1.52	151	5.8	7.2	0.5 - 1.1 - 2.5	19	23	25	22	17	12	
	400	427	0.042	0.051	3 - 5 - 11	21	2.03	202	10.3	12.8	0.9 - 1.6 - 3.3	28	32	34	31	26	21	
	450	481	0.053	0.065	4 - 6 - 12	24	2.29	227	13.1	16.2	1.1 - 1.8 - 3.7	31	35	37	34	29	24	
	500	534	0.065	0.080	4 - 7 - 13	28	2.54	252	16.1	20.0	1.4 - 2.0 - 4.1	35	39	41	38	33	28	
	600	641	0.093	0.116	5 - 8 - 16	34	3.05	302	23.2	28.8	1.6 - 2.5 - 4.9	41	45	47	44	39	34	
	700	748	0.127	0.158	6 - 9 - 19	38	3.56	353	31.6	39.2	1.9 - 2.9 - 5.7	45	49	51	48	43	38	
	800	855	0.166	0.206	7 - 11 - 21	43	4.06	403	41.3	51.3	2.2 - 3.3 - 6.5	50	54	56	53	48	43	
16"	100	140	0.004	0.004	0 - 0 - 2	-	0.51	66	0.9	1.0	0.1 - 0.1 - 0.6	-	-	-	-	-	-	
	200	279	0.014	0.017	1 - 2 - 6	-	1.02	132	3.6	4.2	0.3 - 0.6 - 1.9	8	12	14	11	6	-	
	300	419	0.032	0.038	2 - 4 - 9	14	1.52	198	8.0	9.4	0.6 - 1.3 - 2.8	21	25	27	24	19	14	
	400	558	0.057	0.067	3 - 6 - 12	23	2.03	263	14.3	16.7	1.0 - 1.9 - 3.7	30	34	36	33	28	23	
	450	628	0.072	0.085	4 - 7 - 14	27	2.29	296	18.0	21.2	1.3 - 2.1 - 4.2	34	38	40	37	32	27	
	500	698	0.089	0.105	5 - 8 - 15	31	2.54	329	22.3	26.2	1.6 - 2.3 - 4.7	38	42	44	41	36	31	
	550	767	0.108	0.127	6 - 8 - 17	34	2.79	362	26.9	31.6	1.7 - 2.6 - 5.1	41	45	47	44	39	34	
	600	837	0.129	0.151	6 - 9 - 18	36	3.05	395	32.1	37.7	1.9 - 2.8 - 5.6	43	47	49	46	41	36	
	700	977	0.175	0.206	7 - 11 - 21	41	3.56	461	43.7	51.3	2.2 - 3.3 - 6.5	48	52	54	51	46	41	

PERFORATED FACE DIFFUSERS

6600 - 56600

NOTE: See page C1-85 for notes.

6600, 56600 (Supply) Performance Data: Horizontal Throw

IP/METRIC DATA: 6600, 56600, 24"x24" PANEL, 1 - 3-WAY (NO DAMPER)

	IP Data					Metric Data				
	Neck Vel	Air Flow	1-Way Throw	2-Way Throw	3-Way Throw	Neck Vel	Air Flow	1-Way Throw	2-Way Throw	3-Way Throw
	FPM	CFM	ft	ft	ft	m/s	L/s	m	m	m
6"	300	59	1 - 2 - 7	1 - 2 - 5	1 - 2 - 5	1.52	28	0.3 - 0.6 - 2.2	0.3 - 0.6 - 1.6	0.3 - 0.7 - 1.4
	400	78	2 - 4 - 10	2 - 4 - 7	2 - 3 - 6	2.03	37	0.5 - 1.1 - 3.0	0.5 - 1.1 - 2.2	0.6 - 0.9 - 1.8
	500	98	2 - 6 - 12	2 - 4 - 9	3 - 4 - 8	2.54	46	0.7 - 1.7 - 3.7	0.7 - 1.3 - 2.7	0.8 - 1.1 - 2.3
	600	118	4 - 7 - 15	4 - 5 - 11	3 - 5 - 9	3.05	56	1.1 - 2.2 - 4.4	1.1 - 1.6 - 3.2	0.9 - 1.4 - 2.7
	700	137	5 - 9 - 17	4 - 6 - 12	4 - 5 - 11	3.56	65	1.5 - 2.6 - 5.0	1.3 - 1.9 - 3.8	1.1 - 1.6 - 3.2
	800	157	6 - 10 - 18	5 - 7 - 14	4 - 6 - 12	4.06	74	1.9 - 3.0 - 5.4	1.4 - 2.2 - 4.3	1.2 - 1.8 - 3.7
	900	177	7 - 11 - 19	5 - 8 - 16	5 - 7 - 13	4.57	83	2.2 - 3.3 - 5.7	1.6 - 2.4 - 4.8	1.4 - 2.1 - 4.0
	1000	196	8 - 12 - 20	6 - 9 - 17	5 - 8 - 14	5.08	93	2.5 - 3.7 - 6.0	1.8 - 2.7 - 5.1	1.5 - 2.3 - 4.2
	1100	216	9 - 13 - 21	6 - 10 - 18	6 - 8 - 15	5.59	102	2.7 - 4.1 - 6.3	2.0 - 3.0 - 5.4	1.7 - 2.5 - 4.4
8"	300	105	1 - 3 - 10	1 - 3 - 7	1 - 3 - 6	1.52	49	0.4 - 0.8 - 3.0	0.4 - 0.8 - 2.2	0.4 - 0.9 - 1.8
	400	140	2 - 5 - 13	2 - 5 - 9	3 - 4 - 8	2.03	66	0.6 - 1.4 - 3.9	0.6 - 1.4 - 2.9	0.8 - 1.2 - 2.4
	500	174	3 - 7 - 16	3 - 6 - 12	3 - 5 - 10	2.54	82	1.0 - 2.2 - 4.9	1.0 - 1.8 - 3.6	1.0 - 1.5 - 3.1
	600	209	5 - 10 - 19	5 - 7 - 14	4 - 6 - 12	3.05	99	1.4 - 3.0 - 5.9	1.4 - 2.2 - 4.3	1.2 - 1.8 - 3.7
	700	244	6 - 11 - 22	6 - 8 - 17	5 - 7 - 14	3.56	115	2.0 - 3.5 - 6.7	1.7 - 2.5 - 5.0	1.4 - 2.1 - 4.3
	800	279	8 - 13 - 24	6 - 9 - 19	5 - 8 - 16	4.06	132	2.6 - 3.9 - 7.2	1.9 - 2.9 - 5.7	1.6 - 2.4 - 4.9
	900	314	10 - 15 - 25	7 - 11 - 21	6 - 9 - 18	4.57	148	3.0 - 4.4 - 7.6	2.2 - 3.2 - 6.5	1.8 - 2.7 - 5.3
	1000	349	11 - 16 - 26	8 - 12 - 22	7 - 10 - 18	5.08	165	3.3 - 4.9 - 8.0	2.4 - 3.6 - 6.8	2.0 - 3.1 - 5.6
1100	384	12 - 18 - 28	9 - 13 - 24	7 - 11 - 19	5.59	181	3.6 - 5.4 - 8.4	2.6 - 3.9 - 7.2	2.2 - 3.4 - 5.9	
10"	200	109	1 - 1 - 6	1 - 1 - 6	1 - 2 - 5	1.02	51	0.2 - 0.4 - 1.8	0.2 - 0.4 - 1.8	0.2 - 0.5 - 1.5
	300	164	1 - 3 - 12	1 - 3 - 9	2 - 4 - 8	1.52	77	0.4 - 1.0 - 3.7	0.4 - 1.0 - 2.7	0.5 - 1.1 - 2.3
	400	218	3 - 6 - 16	3 - 6 - 12	3 - 5 - 10	2.03	103	0.8 - 1.8 - 4.9	0.8 - 1.8 - 3.6	1.0 - 1.5 - 3.1
	500	273	4 - 9 - 20	4 - 7 - 15	4 - 6 - 13	2.54	129	1.2 - 2.8 - 6.2	1.2 - 2.2 - 4.5	1.3 - 1.9 - 3.8
	600	327	6 - 12 - 24	6 - 9 - 18	5 - 8 - 15	3.05	154	1.8 - 3.7 - 7.4	1.8 - 2.7 - 5.4	1.5 - 2.3 - 4.6
	700	382	8 - 14 - 28	7 - 10 - 21	6 - 9 - 18	3.56	180	2.4 - 4.3 - 8.4	2.1 - 3.1 - 6.3	1.8 - 2.7 - 5.3
	800	436	10 - 16 - 30	8 - 12 - 24	7 - 10 - 20	4.06	206	3.2 - 4.9 - 9.0	2.4 - 3.6 - 7.2	2.0 - 3.1 - 6.1
	900	491	12 - 18 - 31	9 - 13 - 27	8 - 11 - 22	4.57	231	3.7 - 5.6 - 9.5	2.7 - 4.0 - 8.1	2.3 - 3.4 - 6.7
	950	518	13 - 19 - 32	9 - 14 - 27	8 - 12 - 23	4.83	244	3.9 - 5.9 - 9.8	2.8 - 4.3 - 8.3	2.4 - 3.6 - 6.8
12"	100	78	0 - 0 - 2	0 - 0 - 2	0 - 1 - 2	0.51	37	0.1 - 0.1 - 0.5	0.1 - 0.1 - 0.5	0.1 - 0.2 - 0.6
	200	157	1 - 2 - 7	1 - 2 - 7	1 - 2 - 6	1.02	74	0.2 - 0.5 - 2.2	0.2 - 0.5 - 2.2	0.3 - 0.6 - 1.8
	300	235	2 - 4 - 15	2 - 4 - 11	2 - 5 - 9	1.52	111	0.5 - 1.2 - 4.4	0.5 - 1.2 - 3.2	0.6 - 1.4 - 2.7
	400	314	3 - 7 - 19	3 - 7 - 14	4 - 6 - 12	2.03	148	1.0 - 2.2 - 5.9	1.0 - 2.2 - 4.3	1.1 - 1.8 - 3.7
	450	353	4 - 9 - 22	4 - 8 - 16	5 - 7 - 14	2.29	167	1.2 - 2.7 - 6.7	1.2 - 2.4 - 4.8	1.4 - 2.1 - 4.1
	500	392	5 - 11 - 24	5 - 9 - 18	5 - 8 - 15	2.54	185	1.5 - 3.4 - 7.4	1.5 - 2.7 - 5.4	1.5 - 2.3 - 4.6
	600	471	7 - 15 - 29	7 - 11 - 21	6 - 9 - 18	3.05	222	2.2 - 4.4 - 8.9	2.2 - 3.2 - 6.5	1.8 - 2.7 - 5.5
	700	549	10 - 17 - 33	8 - 12 - 25	7 - 11 - 21	3.56	259	2.9 - 5.2 - 10.1	2.5 - 3.8 - 7.5	2.1 - 3.2 - 6.4
	800	628	13 - 19 - 35	9 - 14 - 28	8 - 12 - 24	4.06	296	3.8 - 5.9 - 10.8	2.9 - 4.3 - 8.6	2.4 - 3.7 - 7.3
14"	100	107	0 - 1 - 2	0 - 1 - 2	0 - 1 - 2	0.51	50	0.1 - 0.2 - 0.6	0.1 - 0.2 - 0.6	0.1 - 0.2 - 0.8
	200	214	1 - 2 - 8	1 - 2 - 8	1 - 2 - 7	1.02	101	0.3 - 0.6 - 2.5	0.3 - 0.6 - 2.5	0.3 - 0.8 - 2.1
	300	320	2 - 5 - 17	2 - 5 - 12	2 - 5 - 11	1.52	151	0.6 - 1.4 - 5.2	0.6 - 1.4 - 3.8	0.8 - 1.6 - 3.2
	400	427	4 - 8 - 23	4 - 8 - 17	4 - 7 - 14	2.03	202	1.1 - 2.5 - 6.9	1.1 - 2.5 - 5.0	1.3 - 2.1 - 4.3
	450	481	5 - 10 - 26	5 - 9 - 19	5 - 8 - 16	2.29	227	1.4 - 3.2 - 7.8	1.4 - 2.8 - 5.7	1.6 - 2.4 - 4.8
	500	534	6 - 13 - 28	6 - 10 - 21	6 - 9 - 18	2.54	252	1.7 - 3.9 - 8.6	1.7 - 3.1 - 6.3	1.8 - 2.7 - 5.3
	600	641	8 - 17 - 34	8 - 12 - 25	7 - 11 - 21	3.05	302	2.5 - 5.2 - 10.4	2.5 - 3.8 - 7.5	2.1 - 3.2 - 6.4
	700	748	11 - 20 - 39	10 - 14 - 29	8 - 12 - 25	3.56	353	3.4 - 6.0 - 11.8	2.9 - 4.4 - 8.8	2.5 - 3.7 - 7.5
	800	855	15 - 23 - 41	11 - 17 - 33	9 - 14 - 28	4.06	403	4.5 - 6.9 - 12.6	3.4 - 5.0 - 10.1	2.8 - 4.3 - 8.5
16"	100	140	0 - 1 - 2	0 - 1 - 2	0 - 1 - 3	0.51	66	0.1 - 0.2 - 0.7	0.1 - 0.2 - 0.7	0.1 - 0.2 - 0.9
	200	279	1 - 2 - 9	1 - 2 - 9	1 - 3 - 8	1.02	132	0.3 - 0.7 - 2.9	0.3 - 0.7 - 2.9	0.4 - 0.9 - 2.4
	300	419	2 - 5 - 19	2 - 5 - 14	3 - 6 - 12	1.52	198	0.7 - 1.6 - 5.9	0.7 - 1.6 - 4.3	0.9 - 1.8 - 3.7
	400	558	4 - 9 - 26	4 - 9 - 19	5 - 8 - 16	2.03	263	1.3 - 2.9 - 7.9	1.3 - 2.9 - 5.7	1.5 - 2.4 - 4.9
	450	628	5 - 12 - 29	5 - 11 - 21	6 - 9 - 18	2.29	296	1.6 - 3.6 - 8.9	1.6 - 3.2 - 6.5	1.8 - 2.7 - 5.5
	500	698	7 - 15 - 32	7 - 12 - 24	7 - 10 - 20	2.54	329	2.0 - 4.5 - 9.9	2.0 - 3.6 - 7.2	2.0 - 3.1 - 6.1
	550	767	8 - 18 - 36	8 - 13 - 26	7 - 11 - 22	2.79	362	2.4 - 5.4 - 10.9	2.4 - 3.9 - 7.9	2.2 - 3.4 - 6.7
	600	837	9 - 19 - 39	9 - 14 - 28	8 - 12 - 24	3.05	395	2.9 - 5.9 - 11.8	2.9 - 4.3 - 8.6	2.4 - 3.7 - 7.3
700	977	13 - 23 - 44	11 - 17 - 33	9 - 14 - 28	3.56	461	3.9 - 6.9 - 13.4	3.4 - 5.0 - 10.1	2.8 - 4.3 - 8.5	

NOTE: See page C1-86 for notes.

PERFORATED FACE DIFFUSERS

6600 - 56600

© KRUEGER 2012

6600, 56600, 6690, 56690 (Supply/Return) Suggested Specification & Configuration -
1. SERIES: (XXXXX)

- 6600 - Round Neck, Steel Perforated Supply Diffuser with Face Mounted Deflectors
- 56600 - Round Neck, Aluminum Perforated Face, Steel Backpan Supply Diffuser with Face Mounted Deflectors
- 6690 - Round Neck, Steel Perforated Return
- 56690 - Round Neck, Aluminum Perforated Face, Steel Backpan Return

2. PATTERN: (XX)

- 04 - 4-Way
- 90 - Return

3. DIMENSION 1: (XX) *

- 6", 8", 10", 12", 14", or 16"

4. FRAME: (XXX)

- F20 - Surface Mount
- F23 - Lay-in T-Bar
- F30 - Drop Face
- F98 - Narrow-T *

5. PANEL: (XX)x(XX)

- | | |
|------------|------------|
| 12"x12" | 12"x24" |
| 16"x16" ** | 20"x20" ** |
| 24"x24" | 24"x48" |

6. ACCESSORIES: (XX)

- 00 - None
- IB - Insulated Backpan

7. FINISH: (XX)

- 01 - Mill
- 03 - Black Backpan with British White Face
- 10 - Alumican
- 35 - Black
- 44 - British White

Damper not included in configuration code.

* See chart on page C1-75 for available neck sizes.

** Models 56600/56690 not available in 16"x16" and 20"x20" panel sizes.

• Frame 98 only available with 24"x24" panel size.

6600, 56600

The perforated face supply diffuser shall be Krueger model 6600 (steel perforated face) or 56600 (aluminum perforated face). The diffusers shall have a perforated face with 3/16" diameter holes on 1/4" centers resulting in a 51% free area. The diffuser backpan shall be constructed of heavy gage steel and provide a round neck.

The diffuser shall have four separate pattern deflectors mounted on the back of the perforated face and be field adjustable to provide vertical or 1, 2, 3, or 4-way horizontal projection of air in to the room. The perforated face must be easily removable from the backpan for access to the pattern deflectors for adjustments or removal and access to the damper.

Optional round damper shall be constructed of heavy gage steel. Damper shall be operable from the face of the diffuser.

6690, 56690

The perforated face return diffuser shall be Krueger model 6690 (steel perforated face) or 56690 (aluminum perforated face). The diffusers shall have a perforated face with 3/16" diameter holes on 1/4" centers resulting in a 51% free area. The diffuser backpan shall be constructed of heavy gage steel and provide a round neck.

The return diffuser shall match the Krueger model 6600 (steel perforated face) or 56600 (aluminum perforated face) supply diffuser in appearance. The perforated face must be easily removable from the backpan for access to the damper.

Optional round damper shall be constructed of heavy gage steel. Damper shall be operable from the face of the diffuser.

PERFORMANCE

The manufacturer shall provide published (printed or electronic) performance data for the diffuser. Performance data shall include 2 - 7 octave band sound power levels. The diffuser shall be tested in accordance to the data standards at the time of product introduction or ANSI/ASHRAE Standard 70.

FINISH

The paint finish shall be #44 British White and be an anodic acrylic paint, baked at 315°F for 30 minutes. The paint thickness shall be 0.8 – 1.0 mils, gloss at 60° per ASTM D523-89 of 50 – 85%, pencil hardness per ASTM D3363-92A of HB – H, crosshatch adhesion per ASTM D3359-83 of 4B – 5B, impact per ASTM D2794-93 of direct impact >100 in/lb and reverse impact >80 in/lb, salt spray per ASTM B117-9048 of 96 hours, humidity per ASTM D2247-92 of >500 hours and water soak per ASTM D870-92 of 250 hours.