

EX8 / EX88

Duct Extractors



ACCESSORIES

MODELS

- EX8 - Duct Extractor, 1" Blade Spacing, Steel Construction
- EX88 - Duct Extractor, 2" Blade Spacing, Steel Construction

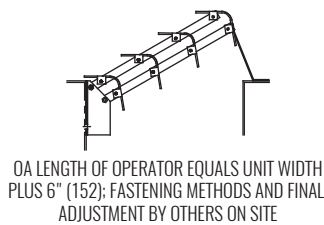
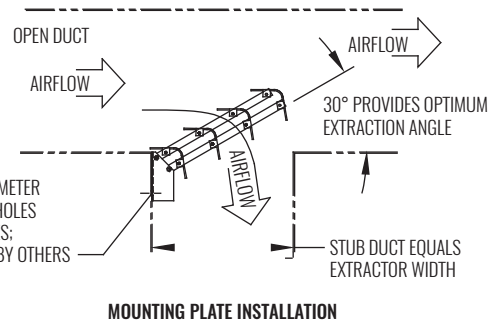
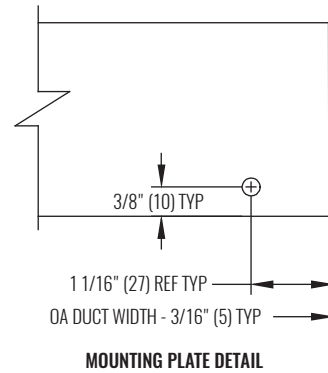
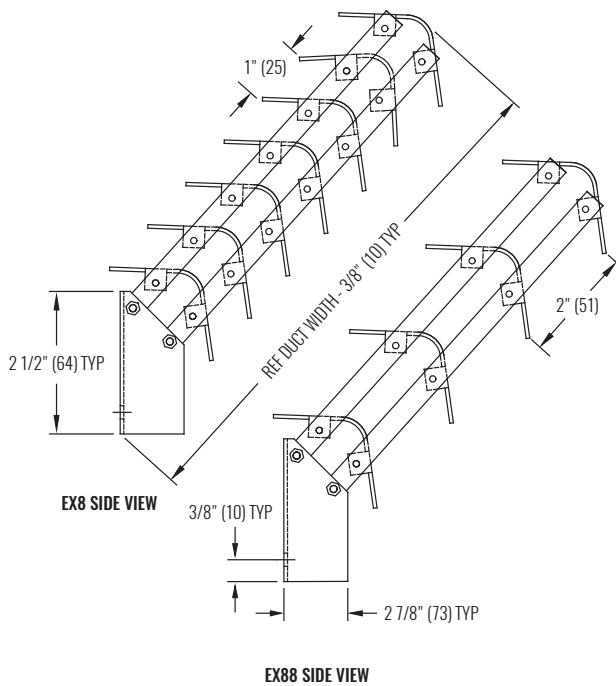
FEATURES

- Installed in duct work
- Extracts air from main duct and directs to stub duct
- Standard finish is Mill

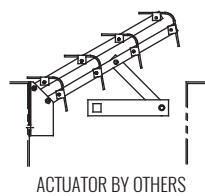


EX8

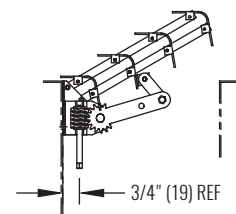
DIMENSIONAL DATA



**OPERATOR TYPE A
MANUAL ADJUSTMENT
SIZES 6"x4" TO 36"x16"**



**OPERATOR TYPE B
ACTUATED ADJUSTMENT
SIZES 6"x4" TO 36"x12"**



**OPERATOR TYPE C
WORM GEAR OPERATED
SIZES 6"x4" TO 36"x16"**

NOTES: Dimensions in parentheses are mm. Reference page Q1-33 for applicable product.