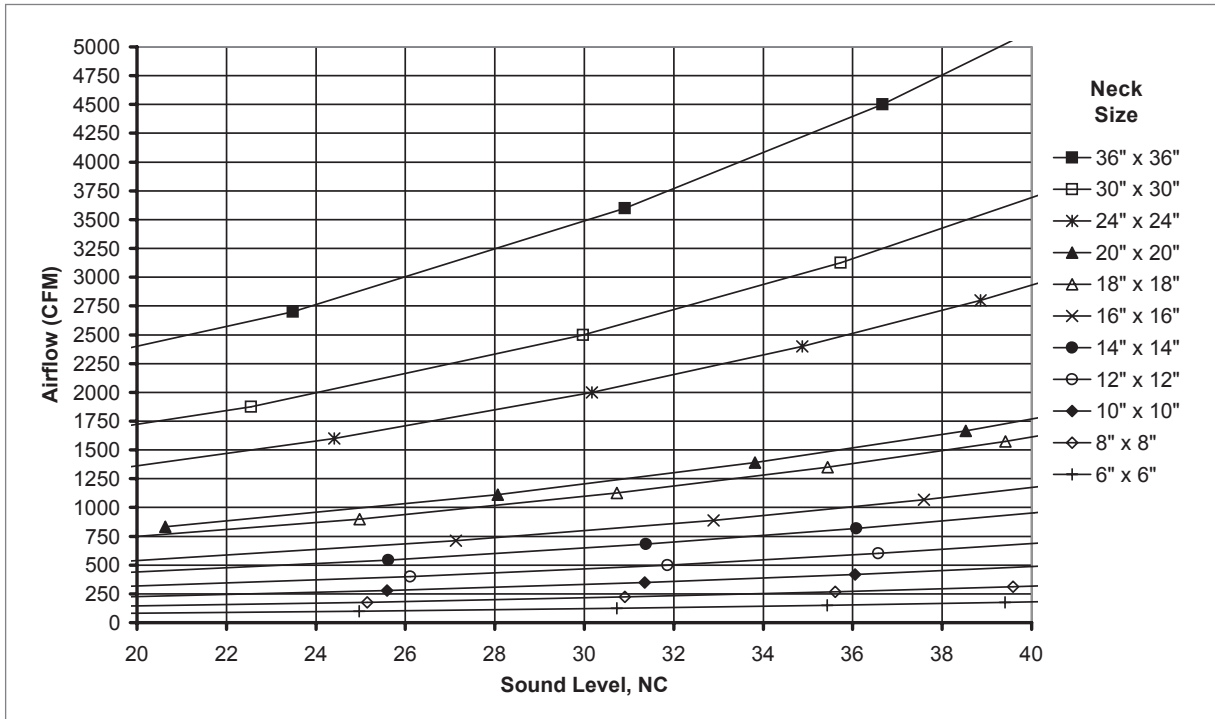


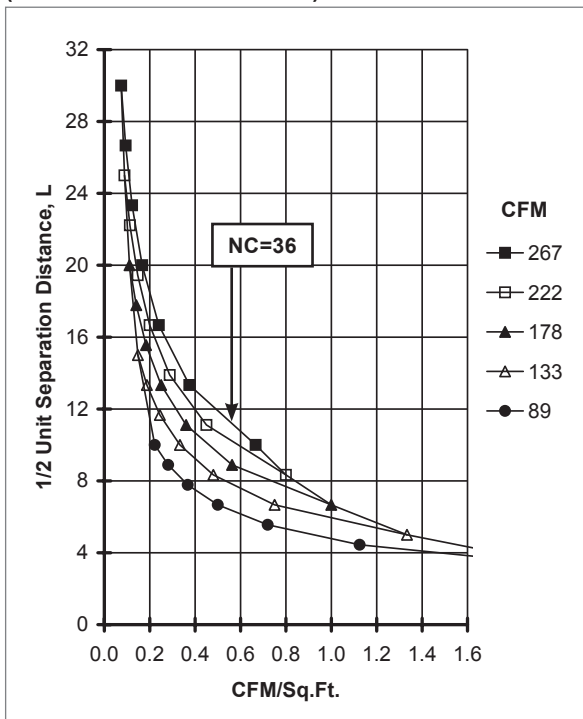
**180, 5180, 180M, 5180M Reference Charts: Horizontal Throw**

**AIRFLOW VS. NC: 180, 5180, 180M, 5180M (WITH OBD/MULTILOUVER)**

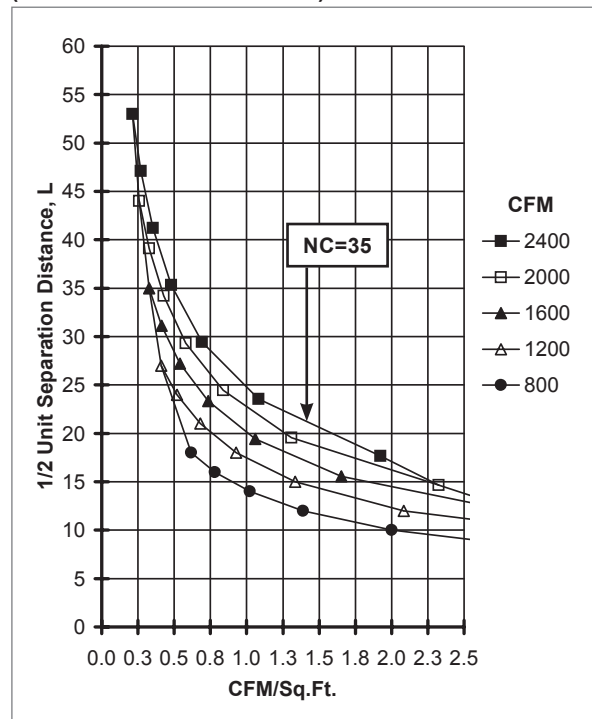


SUPPLY GRILLES

**GRILLE SPACING FOR 80% ADPI:  
180, 5180, 180M, 5180M, 8"x8" INLET, 4-WAY  
(WITH OBD/MULTILOUVER)**



**GRILLE SPACING FOR 80% ADPI:  
180, 5180, 180M, 5180M, 24"x24" INLET, 4-WAY  
(WITH OBD/MULTILOUVER)**



NOTES: Bottom two charts are at 20 BTUH/ft<sup>2</sup> loads. See the Engineering section of this catalog for instructions on how to read these charts and additional ADPI information.