

Introduction: 180, 5180, 180M, 5180M

The 180/5180 series curved blade grille feature individually adjustable blades and multiple discharge configurations. The 180/5180 blades are easily adjusted without the use of tools while tension springs on the deflector pivots maintain deflector position. Blade settings can be achieved to increase throw values up to 43% or decreased down to 36% of listed catalog throws. These grilles are an excellent choice for residential and commercial buildings where different throw lengths are needed for the same sized grille.

MODELS

- 180 - Curved Blade Steel Supply Grille
- 5180 - Curved Blade Aluminum Supply Grille
- 180M - Curved Blade Steel Supply Grille with Multi-louver Operator
- 5180M - Curved Blade Aluminum Supply Grille with Multi-louver Operator

FEATURES

- Individually adjustable curved blades.
- 1, 2, 3, and 4-way air discharge patterns.

ACCESSORIES

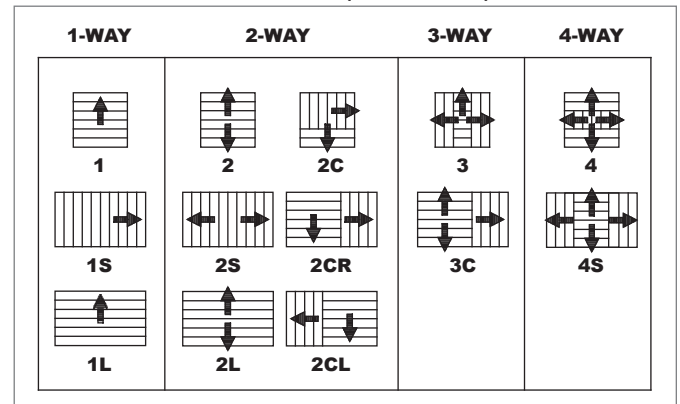
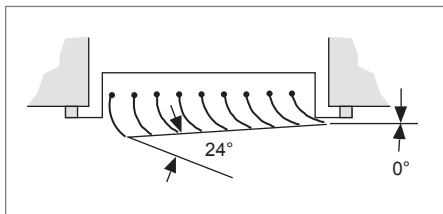
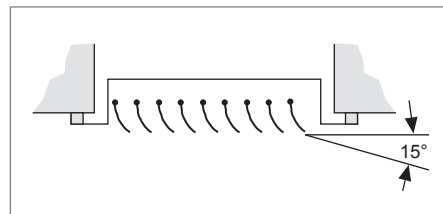
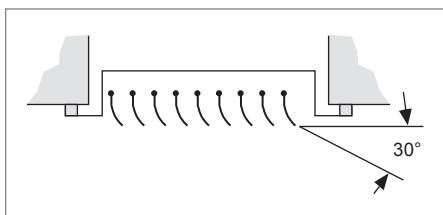
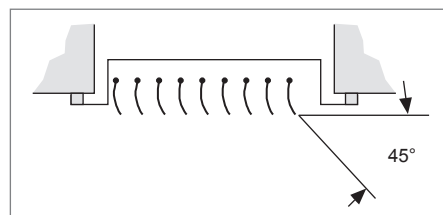
- Steel Opposed Blade Damper (Model OBD)
- Steel Painted Opposed Blade Damper (Model POBD)
- Aluminum Opposed Blade Damper (Model 5OBD)
- Square to Round Adapter (Model SRAC325)
- Plaster Frame (Models 8PF & 58PF)

FINISHES

- Standard finish is #44 British White.
- Optional finishes available.



180

180, 5180, 180M, 5180M Discharge Air Patterns
180, 5180, 180M, 5180M, DISCHARGE AIR PATTERNS (FACE VIEW)

180, 5180, 180M, 5180M Blade Setting
180, 5180, 180M, 5180M, BLADE SETTING "A"

180, 5180, 180M, 5180M, BLADE SETTING "B"

180, 5180, 180M, 5180M, BLADE SETTING "C"

180, 5180, 180M, 5180M, BLADE SETTING "D"

NOTES:

Drop may be determined as follows:

"A" - Pattern Stays on Ceiling

"B" - 10% of Throw

"C" - 20% of Throw

"D" - 30% of Throw