





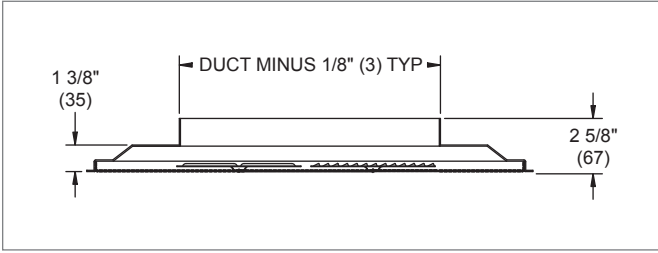
**6400, 56400, 6490, 56490 (Supply/Return) Dimensional Information**
**6400, 56400, FACE VIEW**  
**(12"x12" & 24"x24" PANEL)**

**6400, 56400, FACE VIEW**  
**(ALL OTHER PANELS)**

**6490, 56490, FACE VIEW**  
**(12"x12" & 24"x24" PANEL)**

**6490, 56490, FACE VIEW**  
**(ALL OTHER PANELS)**

**6400, 56400, 6490, 56490, AVAILABLE SIZES**

Neck Size	Panel Size											
	12" x 12" (305 x 305)		16" x 16" (406 x 406)		20" x 20" (508 x 508)		24" x 24" (610 x 610)		12" x 24" (305 x 610)		24" x 48" (610 x 1219)	
	Steel	Alum.	Steel	Alum.	Steel	Alum.	Steel	Alum.	Steel	Alum.	Steel	Alum.
6" x 6" (152 x 152)	S/R	S/R	S/R	-	S/R	-	S/R	S/R	S/R	S/R	S/R	S/R
6" x 18" (152 x 457)	-	-	-	-	-	-	-	-	R	R	-	-
8" x 8" (203 x 203)	-	-	S/R	-	S/R	-	S/R	S/R	-	-	S/R	S/R
10" x 10" (254 x 254)	R	R	R	-	S/R	-	S/R	S/R	-	-	S/R	S/R
10" x 22" (254 x 559)	-	-	-	-	-	-	-	-	R	R	R	R
12" x 12" ((305 x 305)	-	-	-	-	R	-	S/R	S/R	-	-	S/R	S/R
14" x 14" (356 x 356)	-	-	R	-	-	-	R	R	-	-	-	-
15" x 15" (381 x 381)	-	-	-	-	-	-	S/R	S/R	-	-	R	R
16" x 16" (406 x 406)	-	-	-	-	-	-	R	R	-	-	R	R
18" x 18" (457 x 457)	-	-	-	-	R	-	S/R	S/R	-	-	R	R
22" x 22" (559 x 559)	-	-	-	-	-	-	R	R	-	-	-	-
22" x 46" (559 x 1168)	-	-	-	-	-	-	-	-	-	-	R	R

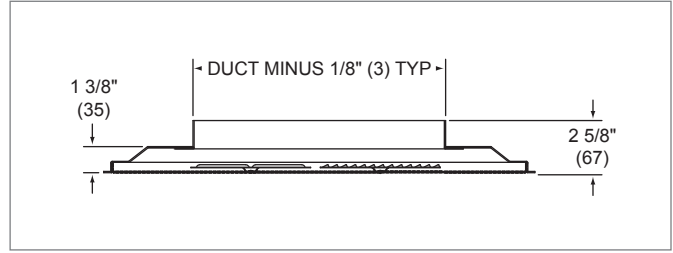
NOTES: Dimensions in parentheses are mm. "S" = Supply and "R" = Return. Dash in space indicates not applicable.

**6400, 56400, 6490, 56490 (Supply/Return) Dimensional Information**

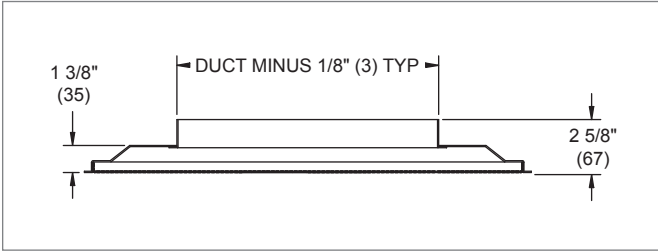
**6400, 56400, CROSS SECTION  
(12"x12" & 24"x24" PANEL)**



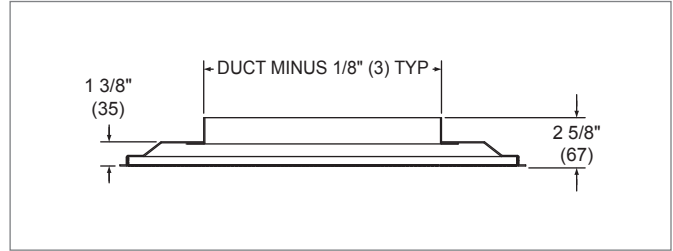
**6400, 56400\*, CROSS SECTION  
(ALL OTHER PANELS)**



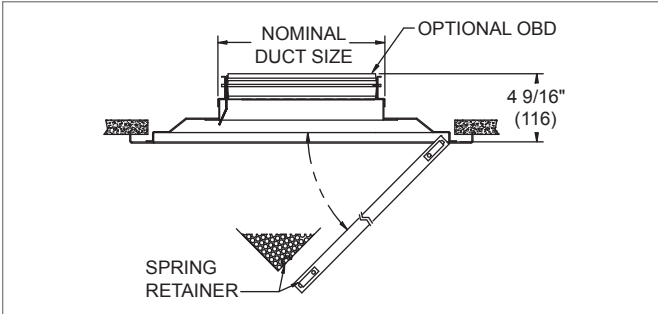
**6490, 56490, CROSS SECTION  
(12"x12" & 24"x24" PANEL)**



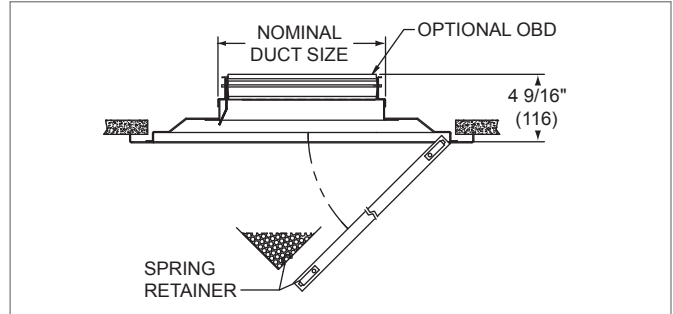
**6490, 56490\*, CROSS SECTION  
(ALL OTHER PANELS)**



**6400, 6490, 56400, 56490, HINGE DETAIL  
(12"x12" & 24"x24" PANEL)**

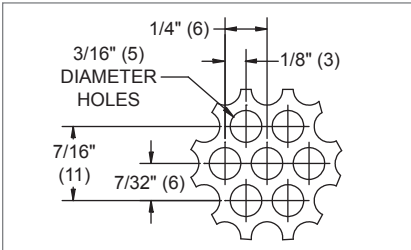


**6400, 6490, 56400\*, 56490\*, HINGE DETAIL  
(ALL OTHER PANELS)**



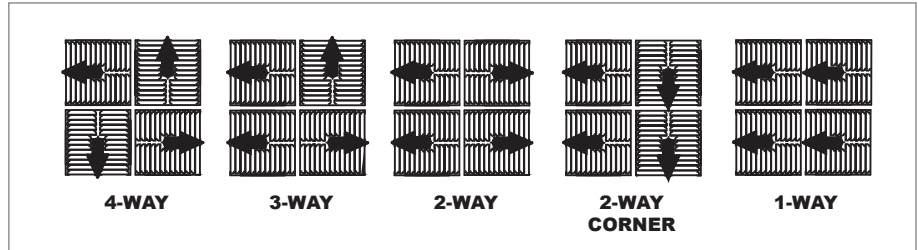
\* 56400 and 56490 not available in 16"x16" and 20"x20" panels.

**6400 SERIES, PERFORATION DETAIL**



NOTE: Dimensions in parentheses are mm.

**6400, 56400, DISCHARGE AIR PATTERNS**

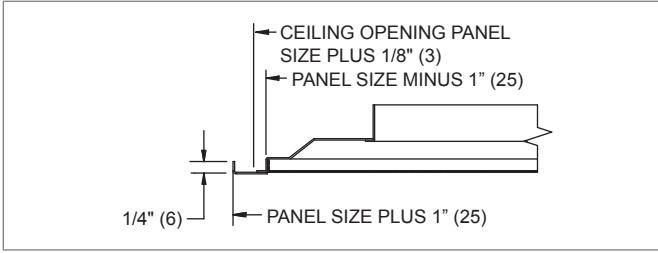


PERFORATED FACE DIFFUSERS

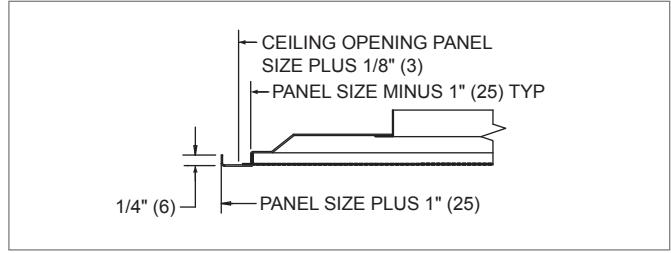
6  
4  
0  
0  
-  
6  
4  
9  
0

**6490, 56490 (Return) Frame Styles**

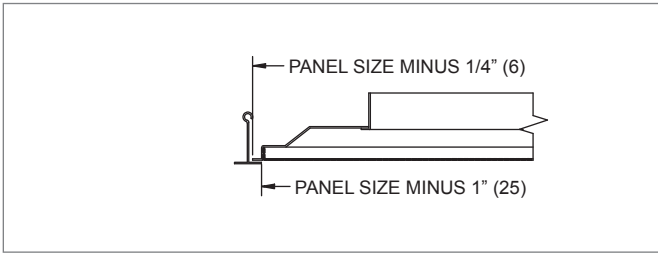
**6490, 56490, FRAME 20, SURFACE MOUNT  
(12"x12" & 24"x24" PANEL)**



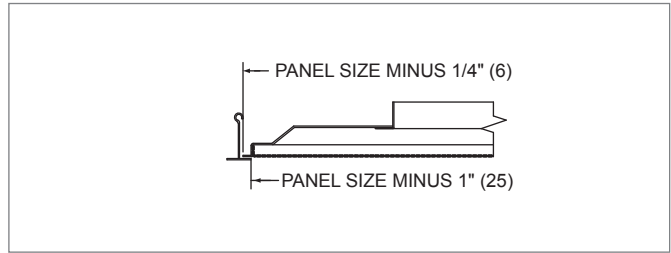
**6490, 56490\*, FRAME 20, SURFACE MOUNT  
(ALL OTHER PANELS)**



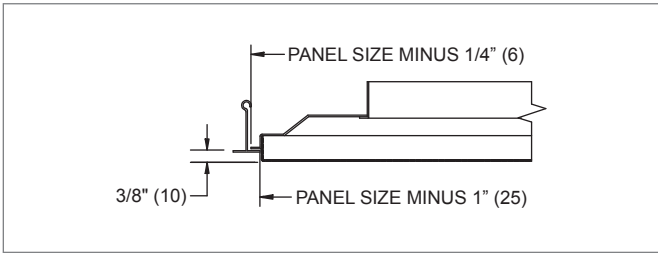
**6490, 56490, FRAME 23, LAY-IN T-BAR  
(12"x12" & 24"x24" PANEL)**



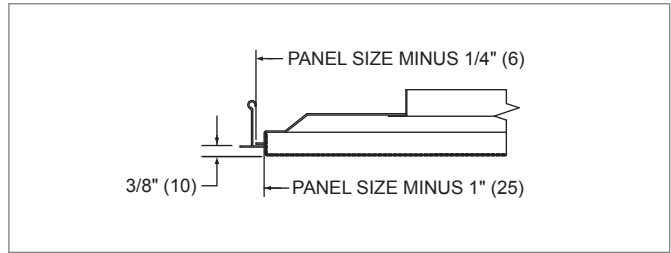
**6490, 56490\*, FRAME 23, LAY-IN T-BAR  
(ALL OTHER PANELS)**



**6490, FRAME 30, DROP FACE  
(12"x12" & 24"x24" PANEL)**

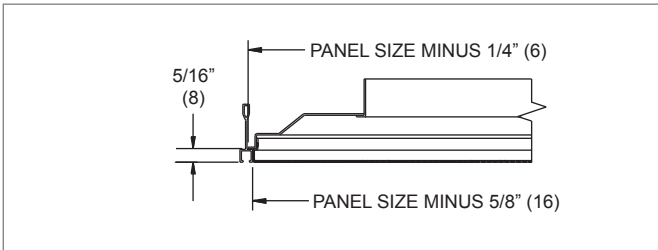


**6490, 56490\*, FRAME 30, DROP FACE  
(ALL OTHER PANELS)**



\* 56490 not available in 16"x16" and 20"x20" panels.

**6490, FRAME 98, NARROW-T (24"x24" PANEL)**



NOTE: Dimensions in parentheses are mm.

PERFORATED FACE DIFFUSERS

6  
4  
9  
0  
-  
5  
6  
4  
9  
0