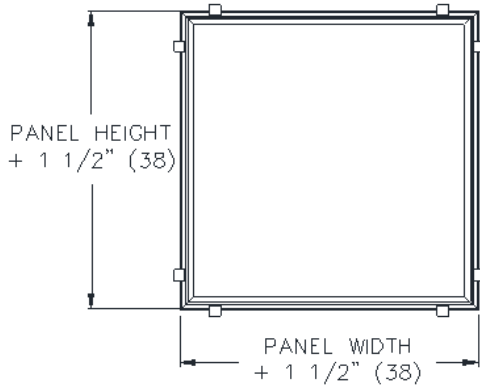
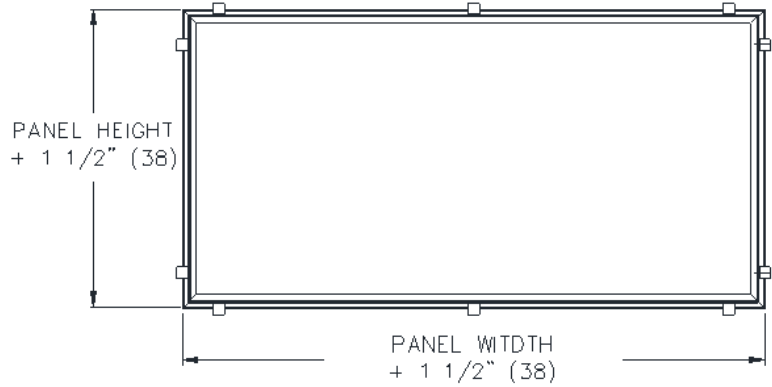
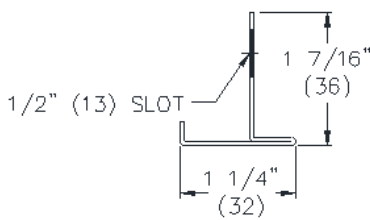
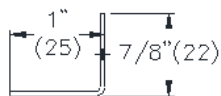
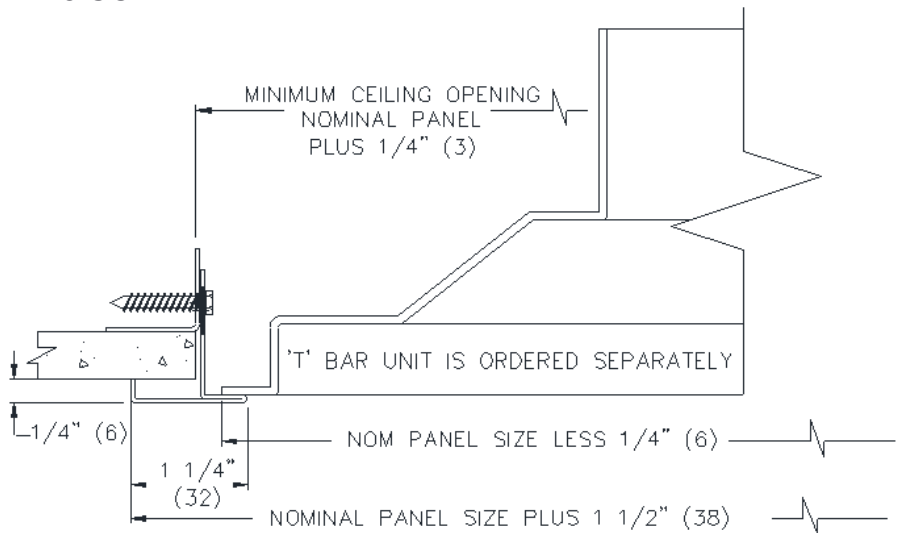


HFC23 - STEEL
**PLASTER FRAME ADAPTER - FRAME 23 LAY-IN TO
 FRAME 22 SURFACE MOUNT**
SUBMITTAL SHEET

**SQUARE FRAME
 VIEWS**

**RECTANGULAR FRAME
 VIEWS**

AVAILABLE FRAME SIZES	12" X 12"	24" X 12"
	24" X 24"	48" X 12"
		48" X 24"


**ADAPTER FRAME
 TYP OF 4 SIDES**

**ASSEMBLY PARTS
 SEE NOTE 3**

FRAME ASSEMBLY & INSTALLATION
NOTES :

1. CONSTRUCTION IS STEEL.
2. STANDARD FINISH IS #44 BRITISH WHITE.
3. SCREWS AND SECURITY CLIPS FOR MOUNTING ARE SHIPPED LOOSE FOR ON SITE ADJUSTMENT AT INSTALLATION.

**DIMENSIONS ARE GIVEN AS
 INCHES (MM)**