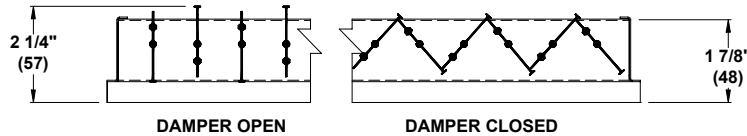


JOB NAME _____
 ARCHITECT _____
 ENGINEER _____
 CONTRACTOR _____
 LOCATION _____

SUBMITTAL SHEET
 Form Number DS1017 Effective Date 7/03
 NEW

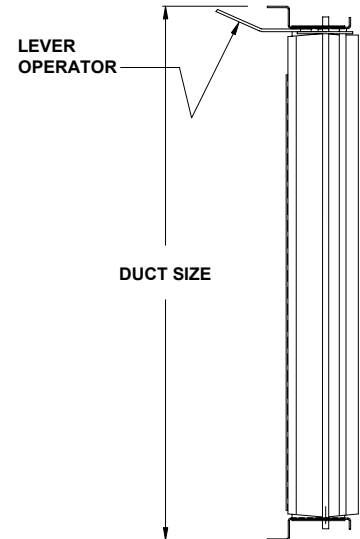



OBDFA / 5OBDFA
OPPOSED BLADE DAMPER FOR 6404/6490 or 56404/56490 SERIES



- OBDFA
- 5OBDFA

SEE NOTE BELOW
 FOR MAXIMUM
 SINGLE
 CONSTRUCTION
 DETAILS



NOTES:

1. OBDFA STEEL CONSTRUCTION
2. 5OBDFA CONSTRUCTION IS ALUMINUM
3. OPPOSED BLADE DAMPERS ARE LEVER OPERATED THROUGH THE OPENED FACE OF THE SPECIFIED UNIT
4. DAMPER SHIPS SEPARATELY FOR FIELD MOUNTING
5. STANDARD FINISH IS #01 MILL.

DIMENSIONS ARE GIVEN AS INCHES (MM)

NOMINAL SIZE CONFIGURATION CHART

ORDER DAMPERS TO MATCH FULL NOMINAL DUCT SIZE

FOR ANY DUCT DIMENSION IN EXCESS OF 15 (381) UNITS WILL CONSIST OF MULTIPLE GANGED CONSTRUCTION

		DIMENSION 1								
		6	8	10	12	14	15	18	22	46
D I M E N S I O N	6	X						X		
	8		X							
	10			X					X	
	12				X					
	14					X				
	15						X			
	18							X		
2	22							X	X	