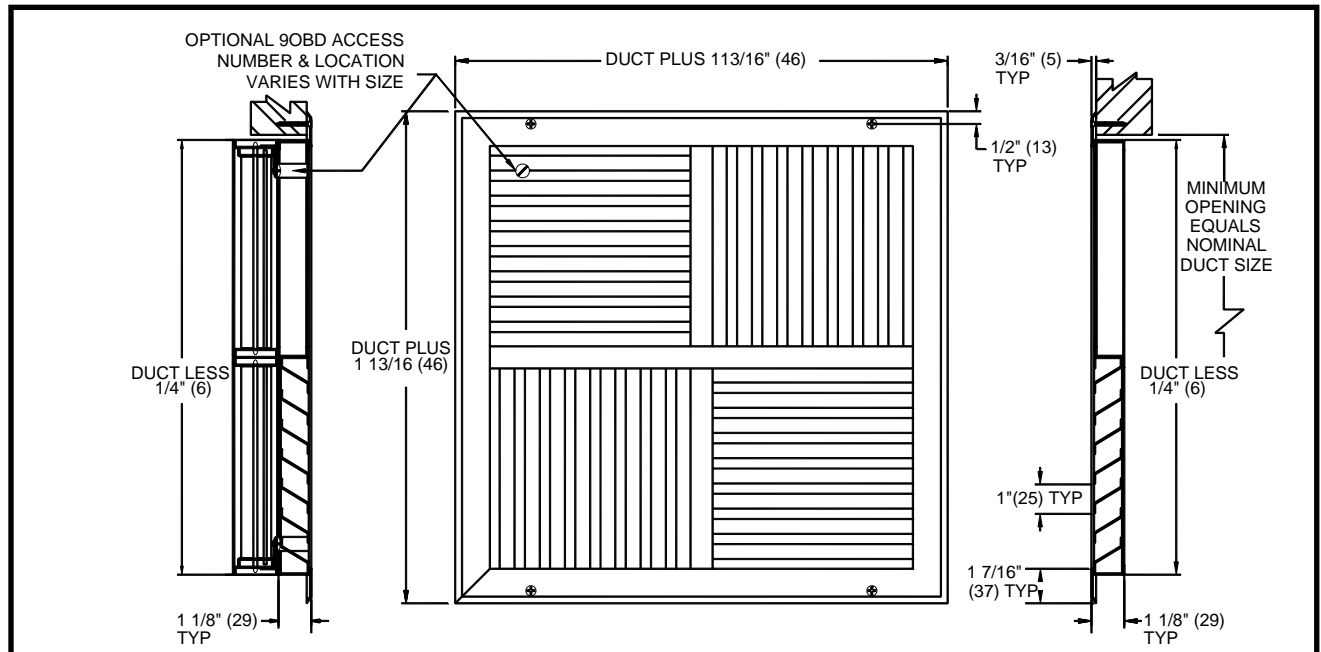


JOB NAME _____
 ARCHITECT _____
 ENGINEER _____
 CONTRACTOR _____
 LOCATION _____

SUBMITTAL SHEET
 Form Number GSS012.5 Effective Date 5/13
 Replaces form GSS012.4



91240 SERIES
STAINLESS STEEL FIXED PATTERN MODULAR DEFLECTION GRILLE



91240
FRAME 22 SHOWN w/ 90BD

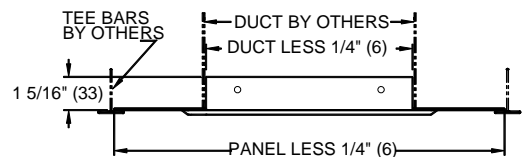
91240
FRAME 22

NOTES :

1. STANDARD CONSTRUCTION IS 18 GA. 304 STAINLESS STEEL.
2. ALL WELDED CONSTRUCTION. FIXED BLOW PATTERN IS DETERMINED BY OPTIONS AS SHOWN BELOW. RECTANGULAR UNITS WILL DEFAULT TO LONG BLADE CORES. (SEE 1 WAY) CONTACT FACTORY FOR OTHER CONFIGURATIONS.
3. **91240** BLADES ARE ON 1" (25) CENTERS.
4. AVAILABLE FRAME STYLES : FRAME 22 – SURFACE MOUNT
 FRAME 23 – LAY IN TEE BAR - MAX INLET EQUALS
 PANEL LESS 4" (102)
5. STANDARD FINISH IS #3 SATIN POLISHED.

OPTIONS :

- TYPE 316 STAINLESS STEEL
- MILL FINISH
- NO SCREWHOLES
- COUNTERSUNK SCREWHOLES WITH #8 x 1-1/4" STAINLESS STEEL SHEET METAL SCREWS
- 90BD** - 20 GA STAINLESS STEEL OPPOSED BLADE DAMPER IS WELDED TO THE UNIT AND OPERATED BY A SCREWDRIVER.
- 9SRA** – SEE 9SRA SUBMITTAL



FRAME 23 – SIDE VIEW



3-WAY
3



4-WAY
4



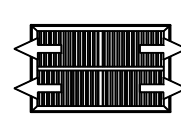
1-WAY
1



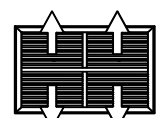
2-WAY
2



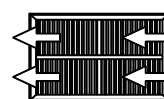
2-CORNER
2C



2-WAY SHORT
2S



2-WAY LONG
2L



1-WAY SHORT
1S



1-WAY LONG
1L

DIMENSIONS ARE GIVEN AS INCHES (MM)

Product Information is Subject to Change Without Notice