

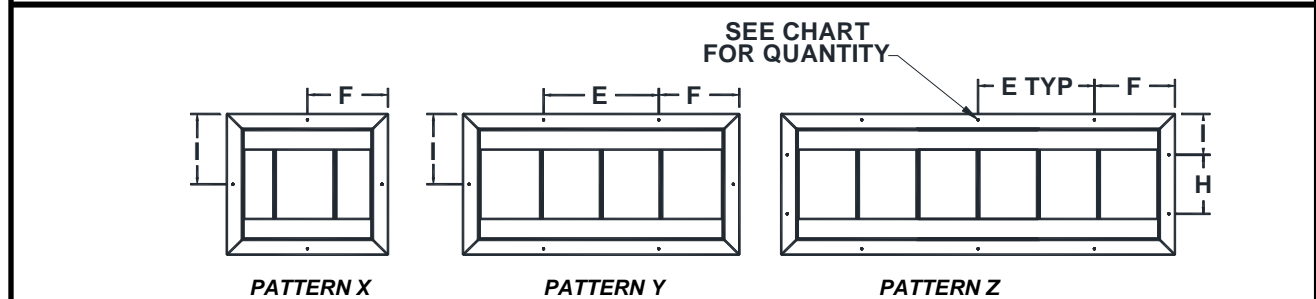
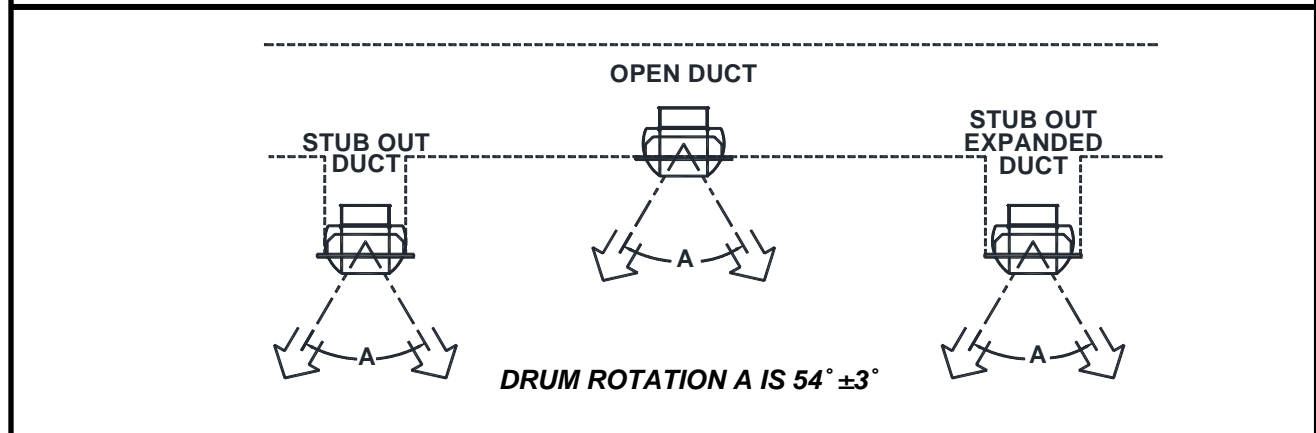
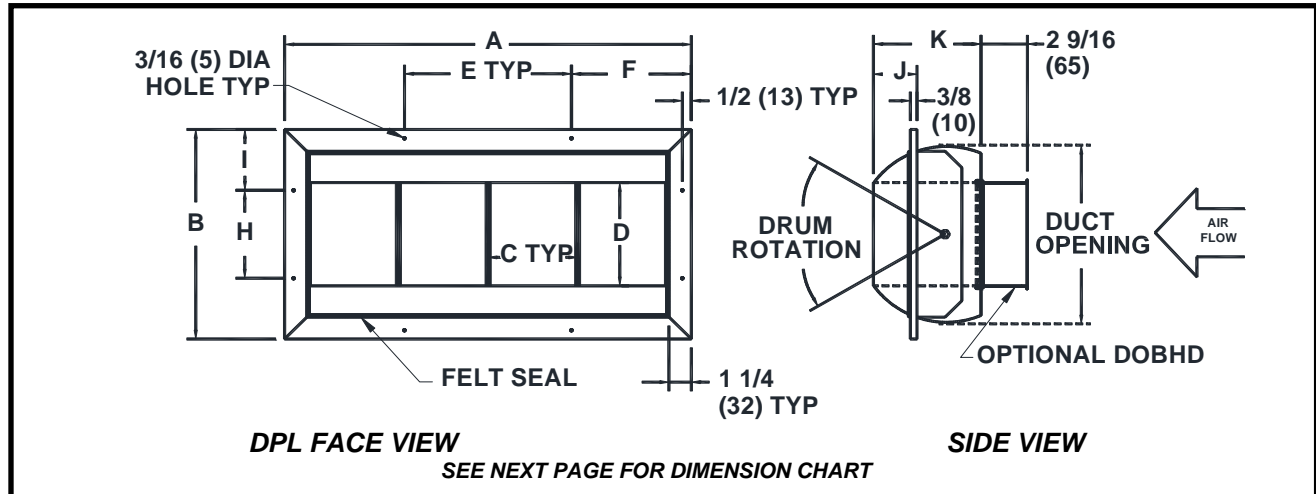
JOB NAME _____
 ARCHITECT _____
 ENGINEER _____
 CONTRACTOR _____
 LOCATION _____

SUBMITTALSHEET
 Form Number GRS1100.3 Effective Date 2/14
 Replaces FORM GRS1100.2



DPL SERIES (Page 1 of 3)
ADJUSTABLE DOUBLE DEFLECTION DRUM LOUVER

DIMENSIONS ARE GIVEN AS
 INCHES (MM)



NOTES :

1. **DPL** HEAVY DUTY SUPPLY DIFFUSER WITH DOUBLE DEFLECTION. REAR HINGED BLADES ARE INDIVIDUALLY ADJUSTABLE INSIDE A ROTATING DRUM.
2. CONSTRUCTION IS EXTRUDED ALUMINUM WITH AN OPTIONAL STEEL HEAVY DUTY OPPOSED BLADE DAMPER **DOBHD**. THE STANDARD OBD CAN NOT BE USED IF STATIC PRESSURE DROP EXCEEDS 0.25" W.G.
3. STANDARD FINISH IS #44 WHITE. **DPL** AND **DOBHD** WILL SHARE COMMON FINISH AS SPECIFIED ON ORDER.

SIZE	DUCT OPENING	A	B	C	D	E	F	H	I	J	K	VANES	PATTERN	SCREW QTY		
4 X 9	4.625 (117) X 10.125 (257)	11.69 (297)	6.5 (165)	3 (76)	1.31 (33)	NA	5.88 (149)	NA	3.25 (83)	1.31 (33)	3.56 (90)	2	X	4		
4 X 12	4.625 (117) X 13.125 (333)	14.69 (373)				4.88 (124)	3					5 (127)	6.38 (162)	4	Y	6
4 X 15	4.625 (117) X 16.125 (410)	17.69 (449)				5.38 (137)	5						8			
4 X 18	4.625 (117) X 19.125 (486)	20.69 (525)				6.38 (162)	6						10			
4 X 20	4.625 (117) X 21.125 (537)	22.69 (576)				5.88 (149)	7						12			
4 X 24	4.625 (117) X 25.125 (638)	26.69 (678)				6.38 (162)	9						14			
4 X 25	4.625 (117) X 26.125 (664)	27.69 (703)				6.38 (162)	11						16			
4 X 30	4.625 (117) X 31.125 (791)	32.69 (830)				6.38 (162)	12						20			
4 X 35	4.625 (117) X 36.125 (918)	37.69 (957)				6.88 (175)	15						24			
4 X 36	4.625 (117) X 37.125 (943)	38.69 (983)				6.38 (162)	19						28			
4 X 40	4.625 (117) X 41.125 (1045)	42.69 (1084)				5.38 (137)	22									
4 X 48	4.625 (117) X 49.125 (1248)	50.69 (1287)				6.38 (162)										
4 X 50	4.625 (117) X 51.125 (1299)	52.69 (1338)				6.38 (162)										
4 X 60	4.625 (117) X 61.125 (1553)	62.69 (1592)				6.38 (162)										
4 X 70	4.625 (117) X 71.125 (1807)	72.69 (1846)	6.38 (162)													
6 X 9	6.625 (168) X 10.125 (257)	11.69 (297)	8.19 (208)	3 (76)	3.31 (84)	NA	5.88 (149)	NA	4.13 (105)	1.56 (40)	4.06 (103)	2	X	4		
6 X 12	6.625 (168) X 13.125 (333)	14.69 (373)				4.88 (124)	3					5 (127)	6.38 (162)	4	Y	6
6 X 15	6.625 (168) X 16.125 (410)	17.69 (449)				5.38 (137)	5						8			
6 X 18	6.625 (168) X 19.125 (486)	20.69 (525)				6.38 (162)	6						10			
6 X 20	6.625 (168) X 21.125 (537)	22.69 (576)				5.88 (149)	7						12			
6 X 24	6.625 (168) X 25.125 (638)	26.69 (678)				6.38 (162)	9						14			
6 X 25	6.625 (168) X 26.125 (664)	27.69 (703)				6.38 (162)	11						16			
6 X 30	6.625 (168) X 31.125 (791)	32.69 (830)				6.38 (162)	12						20			
6 X 35	6.625 (168) X 36.125 (918)	37.69 (957)				6.88 (175)	15						24			
6 X 36	6.625 (168) X 37.125 (943)	38.69 (983)				6.38 (162)	19						28			
6 X 40	6.625 (168) X 41.125 (1045)	42.69 (1084)				5.38 (137)	22									
6 X 48	6.625 (168) X 49.125 (1248)	50.69 (1287)				6.38 (162)										
6 X 50	6.625 (168) X 51.125 (1299)	52.69 (1338)				6.38 (162)										
6 X 60	6.625 (168) X 61.125 (1553)	62.69 (1592)				6.38 (162)										
6 X 70	6.625 (168) X 71.125 (1807)	72.69 (1846)	6.38 (162)													
8 X 9	8.625 (219) X 10.125 (257)	11.69 (297)	10.19 (259)	3 (76)	5.31 (135)	NA	5.88 (149)	NA	5.13 (130)	2.31 (59)	6.25 (159)	2	X	4		
8 X 12	8.625 (219) X 13.125 (333)	14.69 (373)				4.88 (124)	3					5 (127)	6.38 (162)	4	Y	6
8 X 15	8.625 (219) X 16.125 (410)	17.69 (449)				5.38 (137)	5						8			
8 X 18	8.625 (219) X 19.125 (486)	20.69 (525)				6.38 (162)	6						10			
8 X 20	8.625 (219) X 21.125 (537)	22.69 (576)				5.88 (149)	7						12			
8 X 24	8.625 (219) X 25.125 (638)	26.69 (678)				6.38 (162)	9						14			
8 X 25	8.625 (219) X 26.125 (664)	27.69 (703)				6.38 (162)	11						16			
8 X 30	8.625 (219) X 31.125 (791)	32.69 (830)				6.38 (162)	12						20			
8 X 35	8.625 (219) X 36.125 (918)	37.69 (957)				6.88 (175)	15						24			
8 X 36	8.625 (219) X 37.125 (943)	38.69 (983)				6.38 (162)	19						28			
8 X 40	8.625 (219) X 41.125 (1045)	42.69 (1084)				5.38 (137)	22									
8 X 48	8.625 (219) X 49.125 (1248)	50.69 (1287)				6.38 (162)										
8 X 50	8.625 (219) X 51.125 (1299)	52.69 (1338)				6.38 (162)										
8 X 60	8.625 (219) X 61.125 (1553)	62.69 (1592)				6.38 (162)										
8 X 70	8.625 (219) X 71.125 (1807)	72.69 (1846)	6.38 (162)													
SIZE	DUCT OPENING	A	B	C	D	E	F	H	I	J	K	VANES	PATTERN	SCREW QTY		

SIZE	DUCT OPENING	A	B	C	D	E	F	H	I	J	K	VANES	PATTERN	SCREW QTY
10 X 12	10.625 (270) X 13.125 (333)	14.69 (373)	11.94 (303)	5 (127)	5.88 (149)	5 (127)	4.88 (124)	5.06 (129)	3.44 (87)	2.44 (62)	6 (152)	2	Z	8
10 X 15	10.625 (270) X 16.125 (410)	17.69 (449)					6.38 (162)					10		
10 X 18	10.625 (270) X 19.125 (486)	20.69 (525)					5.38 (137)					12		
10 X 20	10.625 (270) X 21.125 (537)	22.69 (576)					6.38 (162)					14		
10 X 24	10.625 (270) X 25.125 (638)	26.69 (678)					5.88 (149)					16		
10 X 25	10.625 (270) X 26.125 (664)	27.69 (703)					6.38 (162)					18		
10 X 30	10.625 (270) X 31.125 (791)	32.69 (830)					6.38 (162)					22		
10 X 35	10.625 (270) X 36.125 (918)	37.69 (957)					6.38 (162)					26		
10 X 36	10.625 (270) X 37.125 (943)	38.69 (983)					6.88 (175)					30		
10 X 40	10.625 (270) X 41.125 (1045)	42.69 (1084)					6.38 (162)							
10 X 48	10.625 (270) X 49.125 (1248)	50.69 (1287)					5.38 (137)							
10 X 50	10.625 (270) X 51.125 (1299)	52.69 (1338)					6.38 (162)							
10 X 60	10.625 (270) X 61.125 (1553)	62.69 (1592)					6.38 (162)							
10 X 70	10.625 (270) X 71.125 (1807)	72.69 (1846)					6.38 (162)							
12 X 12	12.625 (321) X 13.125 (333)	14.69 (373)	13.94 (354)	5 (127)	6.88 (175)	5 (127)	4.88 (124)	6.06 (154)	3.94 (100)	3.06 (78)	6 (152)	2	Z	8
12 X 15	12.625 (321) X 16.125 (410)	17.69 (449)					6.38 (162)					10		
12 X 18	12.625 (321) X 19.125 (486)	20.69 (525)					5.38 (137)					12		
12 X 20	12.625 (321) X 21.125 (537)	22.69 (576)					6.38 (162)					14		
12 X 24	12.625 (321) X 25.125 (638)	26.69 (678)					5.88 (149)					16		
12 X 25	12.625 (321) X 26.125 (664)	27.69 (703)					6.38 (162)					18		
12 X 30	12.625 (321) X 31.125 (791)	32.69 (830)					6.38 (162)					22		
12 X 35	12.625 (321) X 36.125 (918)	37.69 (957)					6.38 (162)					26		
12 X 36	12.625 (321) X 37.125 (943)	38.69 (983)					6.88 (175)					30		
12 X 40	12.625 (321) X 41.125 (1045)	42.69 (1084)					6.38 (162)							
12 X 48	12.625 (321) X 49.125 (1248)	50.69 (1287)					5.38 (137)							
12 X 50	12.625 (321) X 51.125 (1299)	52.69 (1338)					6.38 (162)							
12 X 60	12.625 (321) X 61.125 (1553)	62.69 (1592)					6.38 (162)							
12 X 70	12.625 (321) X 71.125 (1807)	72.69 (1846)					6.38 (162)							
15 X 15	15.625 (397) X 16.125 (410)	17.69 (449)	17 (432)	5 (127)	9.88 (251)	5 (127)	6.38 (162)	9.13 (232)	3.94 (100)	3.81 (97)	7.13 (181)	4	Z	8
15 X 18	15.625 (397) X 19.125 (486)	20.69 (525)					5.38 (137)					10		
15 X 20	15.625 (397) X 21.125 (537)	22.69 (576)					6.38 (162)					12		
15 X 24	15.625 (397) X 25.125 (638)	26.69 (678)					5.88 (149)					14		
15 X 25	15.625 (397) X 26.125 (664)	27.69 (703)					6.38 (162)					16		
15 X 30	15.625 (397) X 31.125 (791)	32.69 (830)					6.38 (162)					18		
15 X 35	15.625 (397) X 36.125 (918)	37.69 (957)					6.38 (162)					22		
15 X 36	15.625 (397) X 37.125 (943)	38.69 (983)					6.88 (175)					26		
15 X 40	15.625 (397) X 41.125 (1045)	42.69 (1084)					6.38 (162)							
15 X 48	15.625 (397) X 49.125 (1248)	50.69 (1287)					5.38 (137)							
15 X 50	15.625 (397) X 51.125 (1299)	52.69 (1338)					6.38 (162)							
15 X 60	15.625 (397) X 61.125 (1553)	62.69 (1592)					6.38 (162)							
15 X 70	15.625 (397) X 71.125 (1807)	72.69 (1846)					6.38 (162)							
SIZE	DUCT OPENING	A					B					C		D