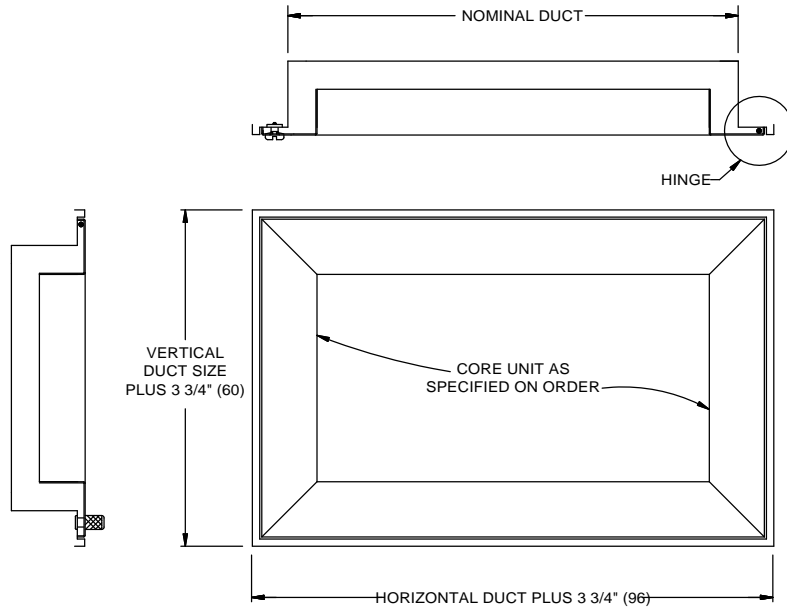
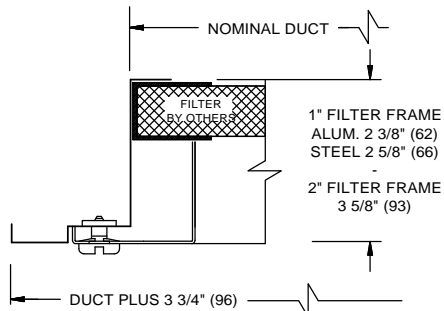


FOR RETURN GRILLES
FILTER FRAME DETAIL

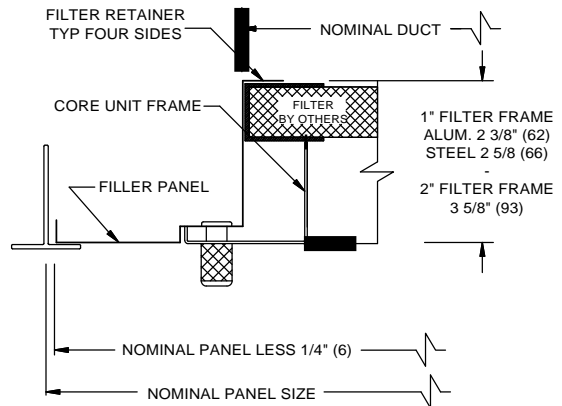
SUBMITTAL SHEET



FACE VIEW - FRAME 22



FRAME 22
1/4 TURN FASTENER SHOWN



FRAME 23
KNURLED KNOB SHOWN

* MAX NOMINAL DUCT SIZE FOR F23 IS PANEL MINUS 5" (127)

NOTES :

1. CONSTRUCTION WILL VARY WITH BASE UNIT
2. STANDARD FINISH IS 44 WHITE
3. RECOMMENDED OPENING: NOM PLUS 1/4" (6)

FASTENING METHODS:

- KNURLED KNOB / HINGE TOP
- KNURLED KNOB / HINGE BOTTOM
- KNURLED KNOB / HINGE RIGHT
- KNURLED KNOB / HINGE LEFT
- KNURLED KNOB / NO HINGE
- 1/4 TURN / HINGE TOP
- 1/4 TURN / HINGE BOTTOM
- 1/4 TURN / HINGE RIGHT
- 1/4 TURN / HINGE LEFT
- 1/4 TURN / NO HINGE

FILTER THICKNESS :

- 1" FILTER FRAME
- 2" FILTER FRAME

DIMENSIONS ARE SHOWN AS INCHES (MM)