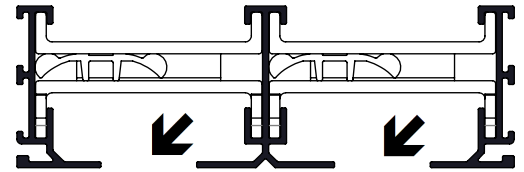
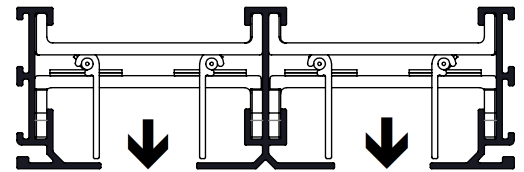
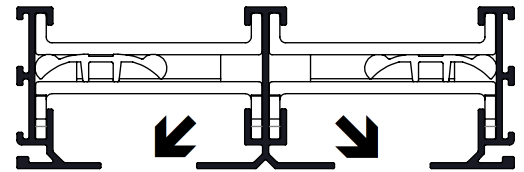


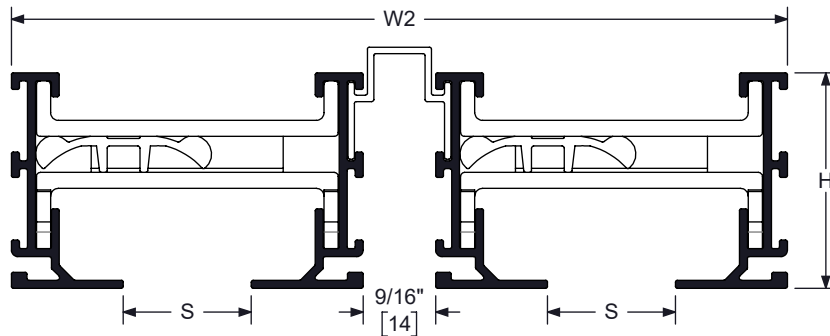
☐ **2NV SLOT**
FRAME AA SHOWN



☐ **HT (HORIZONTAL THROW)**
ADJUSTABLE



☐ **VT (VERTICAL THROW)**



☐ **2AB SLOT**
FRAME AA SHOWN

NOTES :

- CONSTRUCTION IS EXTRUDED ALUMINUM WITH ENGINEERED POLYMER COMPONENTS
- STRAIGHT, CONTINUOUS RUNS ARE FURNISHED IN 72" [1829] SECTIONS WITH OPTIONAL 96", 120", OR 144" SECTION LENGTHS AVAILABLE. CURVED LENGTHS GREATER THAN 72" [1829], ARE FURNISHED IN MULTIPLE SECTIONS
- PATTERN CONTROLLERS, 24" [610] LONG, CHANGE AIR FLOW DIRECTION AND VOLUME
- SLOT OPTION 2NV IS NOT AVAILABLE WITH FRAME AD OR DA
- SLOT OPTION 2AB IS NOT AVAILABLE WITH FRAME AD, DA, EE, FF, OR BB.
- SLOT 2AB REQUIRES CENTER T-BAR BY OTHERS
- INTERIOR WILL BE FLAT BLACK, EXCLUDING ANODIZED FINISHES
- SEE FORM GC0100 FOR FRAME DIMENSIONS AS WELL AS CURVED, MITERED CORNER, MOUNTING, AND FINISH OPTIONS

	SLOT S	FRAME M	STACK W	STACK W2	HEIGHT H
<input type="checkbox"/> DFL10	1 [25]	1 7/16 [37]	5 3/16 [132]	6 1/16 [154]	1 11/16 [43]
<input type="checkbox"/> DFL15	1 1/2 [38]	1 15/16 [49]	7 3/16 [183]	8 1/16 [205]	1 11/16 [43]
<input type="checkbox"/> DFL20	2 [51]	2 7/16 [62]	9 3/16 [233]	10 1/16 [256]	1 11/16 [43]
<input type="checkbox"/> DFL25	2 1/2 [64]	2 15/16 [75]	11 3/16 [284]	12 1/16 [306]	2 5/16 [59]
<input type="checkbox"/> DFL30	3 [76]	3 7/16 [87]	13 3/16 [335]	14 1/16 [357]	2 5/16 [59]

DIMENSIONS ARE GIVEN AS INCHES [MM]