

JOB NAME _____
 ARCHITECT _____
 ENGINEER _____
 CONTRACTOR _____
 LOCATION _____

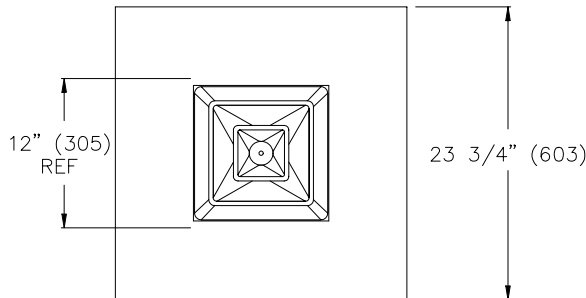
SUBMITTALSHEET
 Form Number DS1454.1 Effective Date 9/05
 Replaces Form DS1454



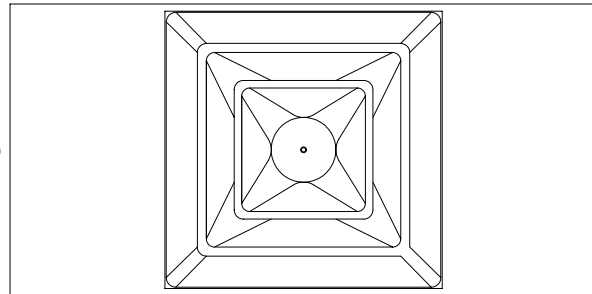
SERIES 1450 / 51450

FRAMES 12 & 23

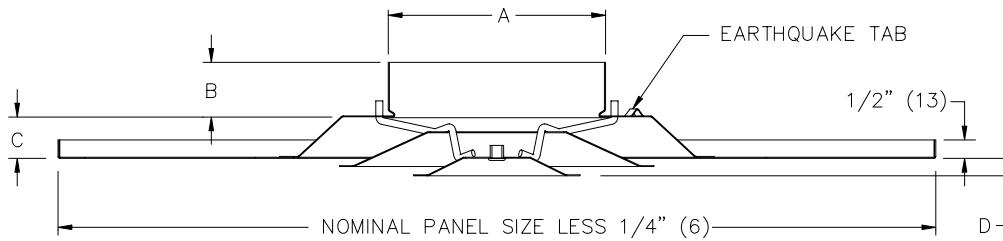
SQUARE DIFFUSER FACE – WITH OVERSIZED PANELS



FACE VIEW – FRAME 12
24" x 24" (610 x 610)



FACE VIEW – FRAME 23
48" x 24" (1219 x 610)



TYPICAL CROSS SECTION
 NTS

NOMINAL NECK SIZE	A	1450 FRAME 12 24" x 24" (610x610) PANEL			51450 FRAME 12 24" x 24" (610x610) PANEL		
		B	C	D	B	C	D
6	5 7/8" (149)	1 1/2" (38)	1 1/8" (29)	11/16" (17)	1 1/2" (38)	1 1/8" (29)	11/16" (17)
8	7 7/8" (200)	1 1/2" (38)	1 1/8" (29)	11/16" (17)	1 1/2" (38)	1 1/8" (29)	11/16" (17)
NOMINAL NECK SIZE	A	1450 FRAME 23 48" x 24" (1219x610) PANEL			51450 FRAME 23 48" x 24" (1219x610) PANEL		
		B	C	D	B	C	D
6	5 7/8" (149)	1" (25)	2 3/8" (60)	7/8" (22)	1 1/2" (38)	2 3/8" (60)	7/8" (22)
8	7 7/8" (200)	1" (25)	2 3/8" (60)	7/8" (22)	1 1/2" (38)	2 3/8" (60)	7/8" (22)
10	9 7/8" (251)	1 1/2" (38)	2 3/8" (60)	7/8" (22)	1 1/2" (38)	2 3/8" (60)	7/8" (22)
12	11 7/8" (302)	1 1/2" (38)	2 3/8" (60)	7/8" (22)	1 1/2" (38)	2 3/8" (60)	7/8" (22)
14	13 7/8" (352)	1 1/2" (38)	2 3/8" (60)	7/8" (22)	1 1/2" (38)	2 3/8" (60)	7/8" (22)
15	14 7/8" (378)	1 1/2" (38)	2 3/8" (60)	7/8" (22)	1 1/2" (38)	2 3/8" (60)	7/8" (22)

NOTES :

- 1450 & PANEL CONSTRUCTION IS STEEL.
- 51450 & PANEL CONSTRUCTION IS ALUMINUM.
- PANEL DESIGN IS FOR LAY-IN APPLICATIONS.
- ALL MODELS COME WITH TWO EARTHQUAKE TABS.
- STANDARD FINISH IS 44 WHITE.

ACCESSORIES :

- DAMPERS ARE TO BE ORDERED SEPARATELY.

DIMENSIONS ARE SHOWN AS INCHES (MM)