

JOB NAME _____
 ARCHITECT _____
 ENGINEER _____
 CONTRACTOR _____
 LOCATION _____

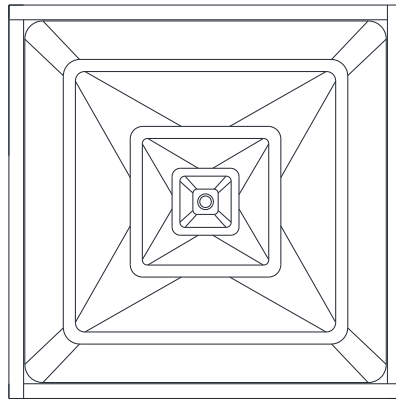
SUBMITTAL SHEET
 Form Number DS1408.2 Effective Date 5/13
 Replaces DS1408.1



SERIES 1400A & 51400A

ROUND NECK

12"x 12" SQUARE FACE WITH ADJUSTABLE PATTERN CONTROL

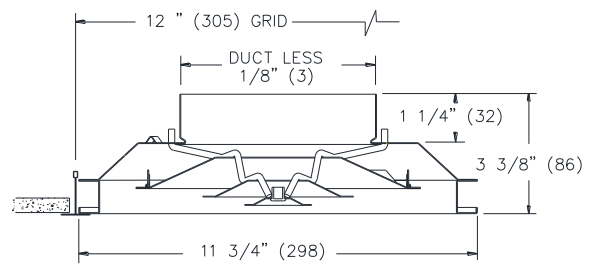
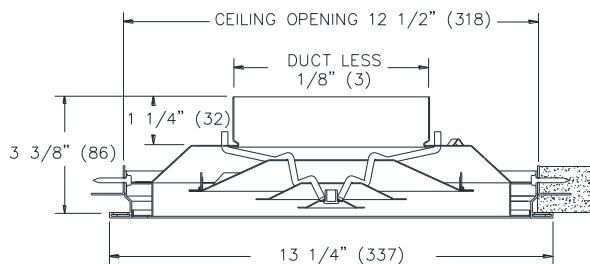


FACE VIEW FRAME 23

SEE SECTION VIEWS BELOW FOR ADDITIONAL FRAME DETAILS

□ **FRAME 22**

□ **FRAME 23**



1400A / 51400A - FRAME STYLES

NOTES :

1. **1400A** CONSTRUCTION IS STEEL.
2. **51400A** CONSTRUCTION IS ALUMINUM.
3. FRAME 22 ALWAYS INCLUDES AN ALUMINUM MOUNTING FRAME.
4. ALL MODELS COME WITH TWO EARTH-QUAKE TABS.
5. STANDARD FINISH IS 44 WHITE.

ACCESSORIES :

DAMPERS ARE TO BE ORDERED SEPARATELY.

DIMENSIONS ARE GIVEN AS INCHES (MM)