

JOB NAME _____
 ARCHITECT _____
 ENGINEER _____
 CONTRACTOR _____
 LOCATION _____

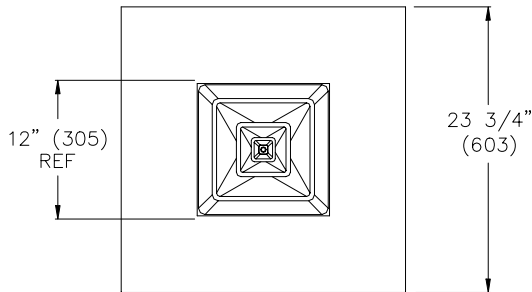
SUBMITTAL SHEET
 Form Number DS1404.4 Effective Date 08/05
 Replaces DS1404.3



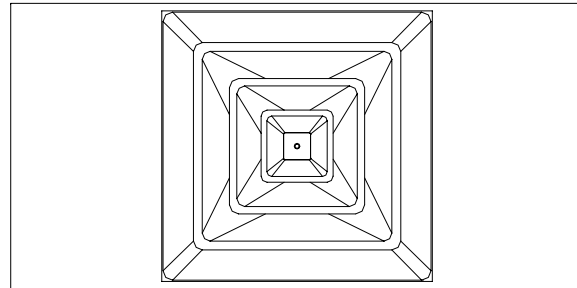
SERIES 1400 / 51400

FRAMES 12 & 23

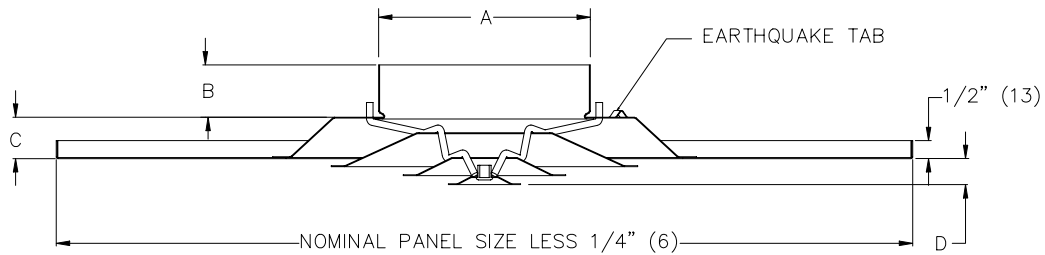
SQUARE DIFFUSER FACE – WITH OVER SIZED PANELS



FACE VIEW – FRAME 12
24" x 24" (610x610)



FACE VIEW – FRAME 23
48" x 24" (1219x610)



TYPICAL CROSS SECTION
 NTS

| NOMINAL NECK SIZE | A | 1400 FRAME 12 24" x 24" (610x610) PANEL | | | 51400 FRAME 12 24" x 24" (610x610) PANEL | | |
|-------------------|---------------|---|-------------|-------------|--|-------------|-------------|
| | | B | C | D | B | C | D |
| 6 | 5 7/8" (149) | 1 1/2" (38) | 1 1/8" (29) | 11/16" (17) | 1 1/2" (38) | 1 1/8" (29) | 3/8" (10) |
| 8 | 7 7/8" (200) | 1 1/2" (38) | 1 1/8" (29) | 11/16" (17) | 1 1/2" (38) | 1 1/8" (29) | 3/8" (10) |
| NOMINAL NECK SIZE | A | 1400 FRAME 23 48" x 24" (1219x610) PANEL | | | 51400 FRAME 23 48" x 24" (1219x610) PANEL | | |
| | | B | C | D | B | C | D |
| 6 | 5 7/8" (149) | 1" (25) | 2 3/8" (60) | 1 3/8" (35) | 1 1/2" (38) | 2 3/8" (60) | 15/16" (24) |
| 8 | 7 7/8" (200) | 1" (25) | 2 3/8" (60) | 1 3/8" (35) | 1 1/2" (38) | 2 3/8" (60) | 15/16" (24) |
| 10 | 9 7/8" (251) | 1 1/2" (38) | 2 3/8" (60) | 1 3/8" (35) | 1 1/2" (38) | 2 3/8" (60) | 15/16" (24) |
| 12 | 11 7/8" (302) | 1 1/2" (38) | 2 3/8" (60) | 1 3/8" (35) | 1 1/2" (38) | 2 3/8" (60) | 15/16" (24) |
| 14 | 13 7/8" (352) | 1 1/2" (38) | 2 3/8" (60) | 1 3/8" (35) | 1 1/2" (38) | 2 3/8" (60) | 15/16" (24) |
| 15 | 14 7/8" (378) | 1 1/2" (38) | 2 3/8" (60) | 1 3/8" (35) | 1 1/2" (38) | 2 3/8" (60) | 15/16" (24) |

NOTES :

1. 1400 & PANEL CONSTRUCTION IS STEEL.
2. 51400 & PANEL CONSTRUCTION IS ALUMINUM.
3. PANEL DESIGN IS FOR LAY-IN APPLICATIONS.
4. ALL MODELS COME WITH TWO EARTHQUAKE TABS.
5. STANDARD FINISH IS 44 WHITE.

ACCESSORIES :

- DAMPERS ARE TO BE ORDERED SEPARATELY.

DIMENSIONS ARE SHOWN AS INCHES (MM)