

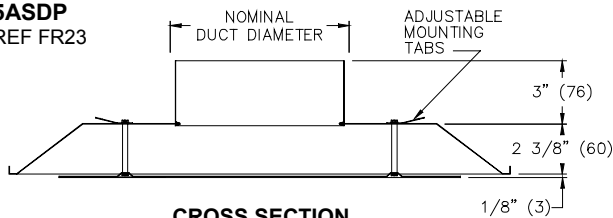
JOB NAME \_\_\_\_\_  
 ARCHITECT \_\_\_\_\_  
 ENGINEER \_\_\_\_\_  
 CONTRACTOR \_\_\_\_\_  
 LOCATION \_\_\_\_\_

**SUBMITTAL SHEET**  
 Form Number DS0806.1 Effective Date 3/01  
 Replaces FORM DS0806

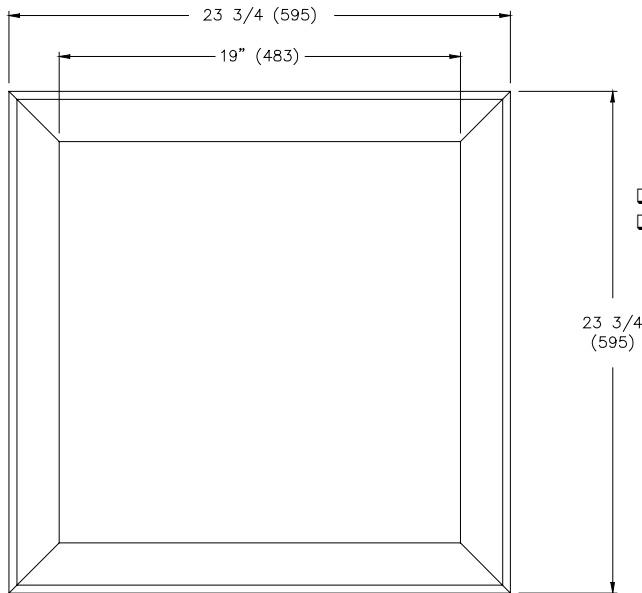


## ASDP 24 / 5ASDP 24 ARCHITECTURAL SQUARE PLAQUE CEILING DIFFUSER

- ☐ **ASDP**  
☐ **5ASDP**  
 REF FR23

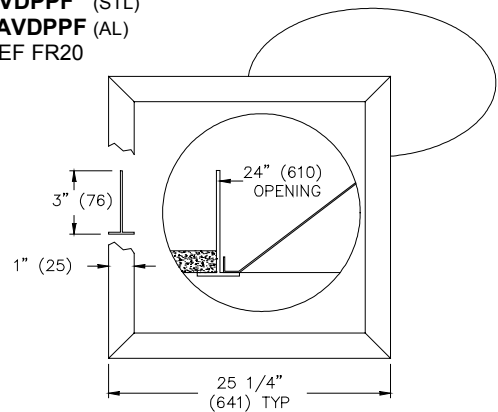


**CROSS SECTION**

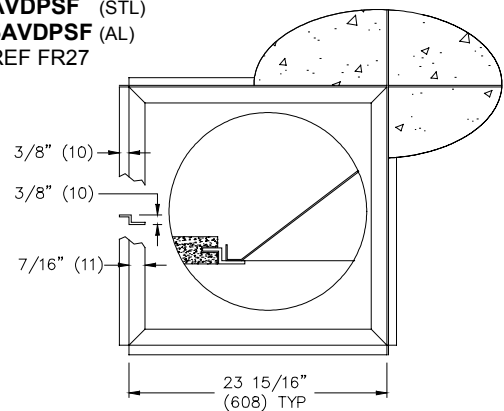


**FACE VIEW**  
 ARCHITECTURAL PLAQUE SHOWN

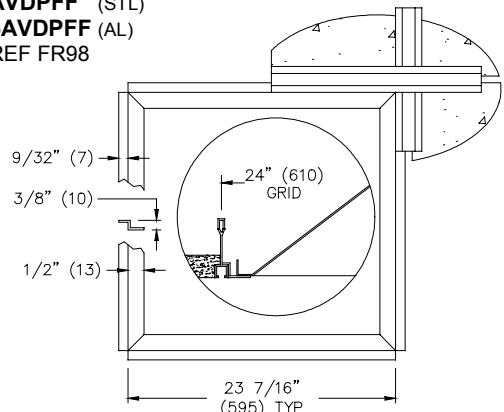
- ☐ **AVDPPF** (STL)  
☐ **5AVDPPF** (AL)  
 REF FR20



- ☐ **AVDPSF** (STL)  
☐ **5AVDPSF** (AL)  
 REF FR27



- ☐ **AVDPPF** (STL)  
☐ **5AVDPPF** (AL)  
 REF FR98



### NOTES :

1. SQUARE PLAQUE FACE INSTALLS LEVEL WITH CEILING LEVEL. TILE AND 'T' BARS ARE TO BE PROVIDED BY OTHERS.
2. 8", 10", 12", OR 14" ROUND INLETS ARE AVAILABLE.
3. 4-WAY BLOW PATTERN IS STANDARD. TO ALTER PATTERNS **DBTAB / 5DBTAB** ACCESSORIES ARE OFFERED SEPARATELY.
4. **ASDP** CONSTRUCTION IS 24 GA ELECTRO GALVANIZED STEEL.
5. **5ASDP** CONSTRUCTION IS .03 ALUMINUM.
6. STANDARD FINISH IS WHITE.
7. SEE FORM **DS0803** FOR SIMILAR SUPPLY SERIES AVDP / 5AVDP TO PROVIDE INDEPENDENT, THERMALLY ACTUATED, SPOT CONTROL UNITS.

**DIMENSIONS ARE SHOWN AS  
 INCHES (MM)**

**OPTIONAL ADAPTER FRAME DETAILS  
 TO BE ORDERED SEPARATELY - NTS**

Product Information is Subject to Change Without Notice