

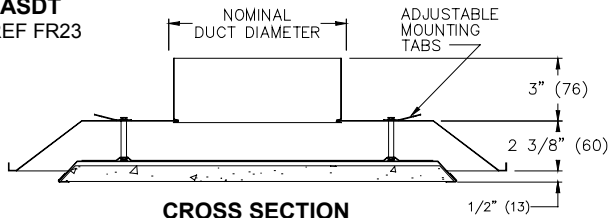
JOB NAME _____
 ARCHITECT _____
 ENGINEER _____
 CONTRACTOR _____
 LOCATION _____

SUBMITTAL SHEET
 Form Number DS0805.1 Effective Date 3/01
 Replaces FORM DS0805

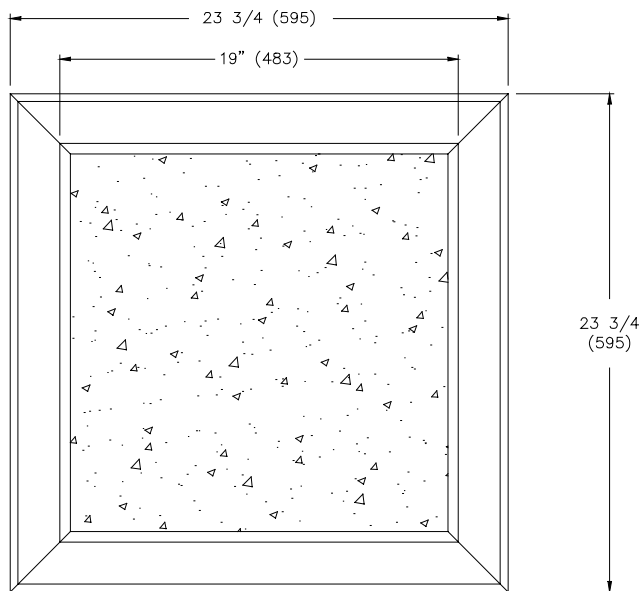


ASDT 24 / 5ASDT 24 ARCHITECTURAL STYLE CEILING DIFFUSER

- ☐ **ASDT**
☐ **5ASDT**
 REF FR23



CROSS SECTION



FACE VIEW

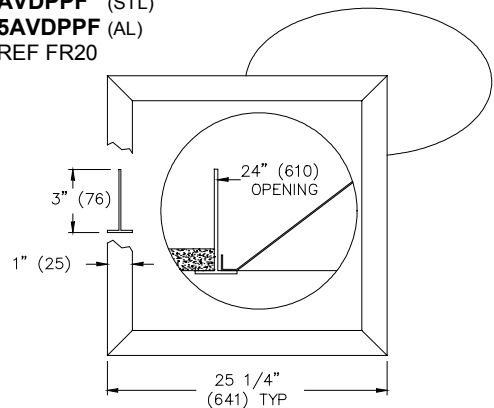
ARCHITECTURAL TILE INSTALLED
 SEE NOTE 1

NOTES :

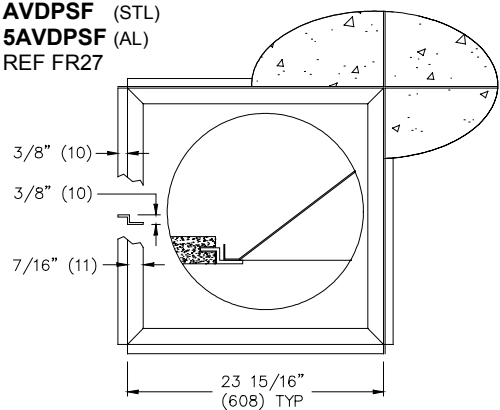
1. ARCHITECTURAL TILE FACE IS EASILY INSTALLED AND REPLACEABLE IN THE FIELD. ALL TILE AND 'T' BARS ARE TO BE PROVIDED BY OTHERS.
2. 8", 10", 12", OR 14" ROUND INLETS ARE AVAILABLE.
3. 4-WAY BLOW PATTERN IS STANDARD. TO ALTER PATTERNS **DBTAB** / **5DBTAB** ACCESSORIES ARE OFFERED SEPARATELY.
4. **ASDT** CONSTRUCTION IS 24 GA ELECTRO GALVANIZED STEEL.
5. **5ASDT** CONSTRUCTION IS .03 ALUMINUM.
6. STANDARD FINISH IS WHITE.
7. SEE FORM **DS0804** FOR SIMILAR SUPPLY SERIES AVDT / 5AVDT TO PROVIDE INDEPENDENT, THERMALLY ACTUATED, SPOT CONTROL UNITS.

**DIMENSIONS ARE SHOWN AS
 INCHES (MM)**

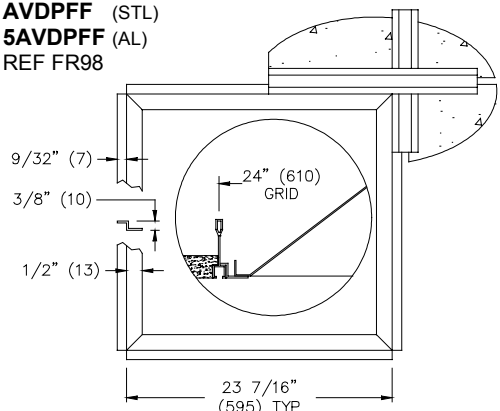
- ☐ **AVDPPF** (STL)
☐ **5AVDPPF** (AL)
 REF FR20



- ☐ **AVDPSF** (STL)
☐ **5AVDPSF** (AL)
 REF FR27



- ☐ **AVDPFF** (STL)
☐ **5AVDPFF** (AL)
 REF FR98



**OPTIONAL ADAPTER FRAME DETAILS
 TO BE ORDERED SEPARATELY - NTS**