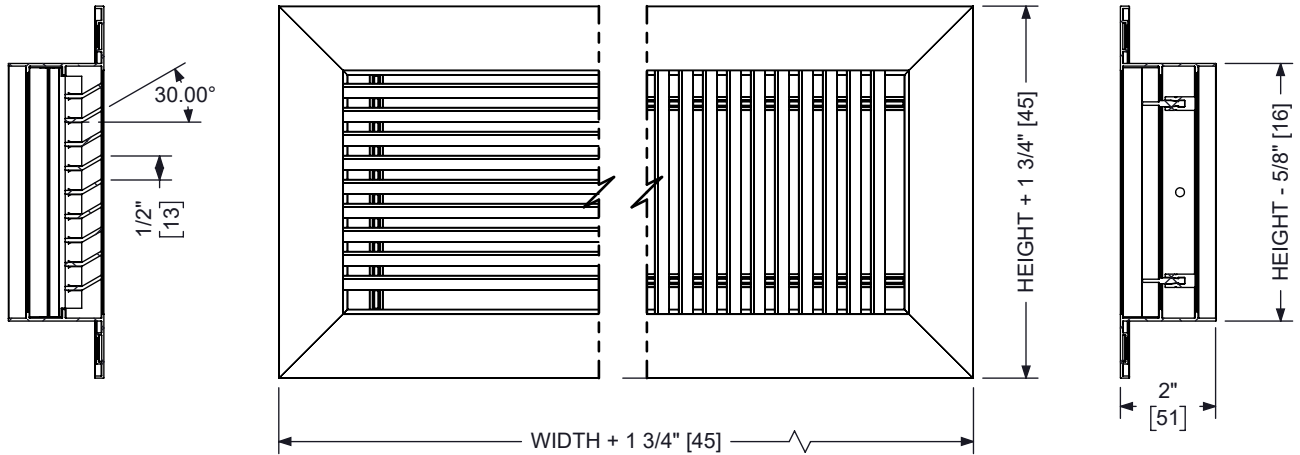


DUCT WIDTH: \_\_\_\_\_ DUCT HEIGHT: \_\_\_\_\_

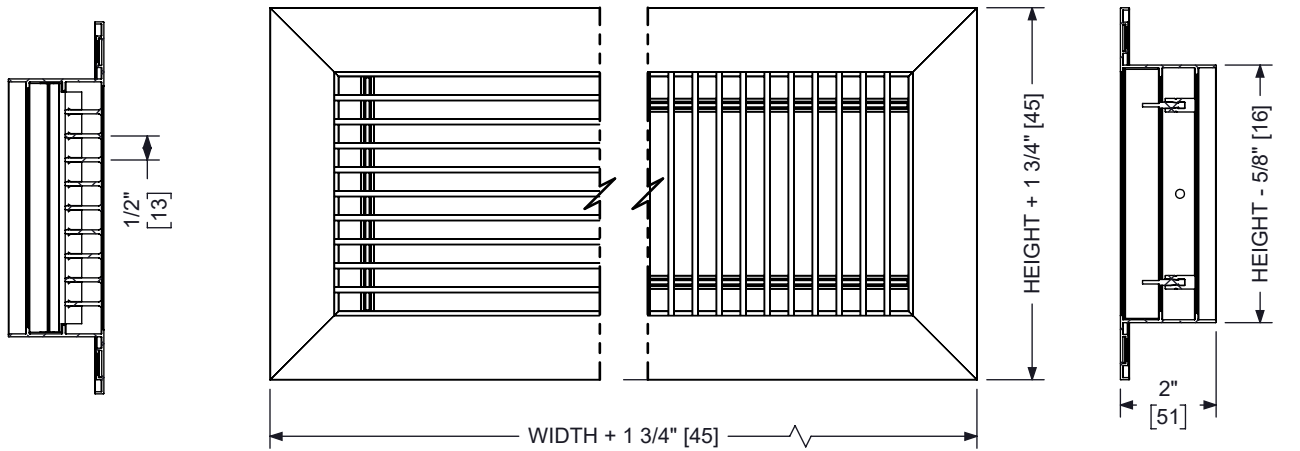
S5480H - 30° HORIZONTAL BLADES 1/2" [13] O.C.

S5480V - 30° VERTICAL BLADES 1/2" [13] O.C.



S5480HZ - 0° HORIZONTAL BLADES 1/2" [13] O.C.

S5480VZ - 0° VERTICAL BLADES 1/2" [13] O.C.



**NOTES :**

- H OR V DESIGNATES HORIZONTAL OR VERTICAL BLADE ORIENTATION.  
**S5480 (H OR V)** MODELS HAVE FIXED BLADES SET AT 30° DEFLECTION.  
**S5480 (H OR V)Z** MODELS HAVE FIXED BLADES SET AT 0° DEFLECTION.
- CONSTRUCTION IS EXTRUDED ALUMINUM.
- MINIMUM ORDER SIZE : 6" [152] X 4" [102], 4" [102] X 6" [152]
- MAXIMUM ORDER SIZE : 72" [1829] X 48" [1219], 48" [1219] X 72" [1829].
- SUPPORT MULLIONS ON 6" MAX CENTER.
- OPTIONAL ALUMINUM OBD ATTACHED USING SCREWS.
- OPTIONAL DEBRIS OR INSECT SCREEN IS NOT AVAILABLE WITH OBD DAMPER.
- ORDERED WIDTH AND HEIGHT EQUAL TO DUCT DIMENSIONS

**FRAME:**

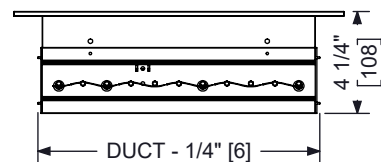
- F22 - SURFACE MOUNT

**FASTENING:**

- 00 - NO SCREW HOLES  
 01 - SCREW HOLES

**OPPOSED BLADE DAMPER:**

- S5480OBD



**ACCESSORIES:**

- DS - DEBRIS SCREEN  
 IS - INSECT SCREEN  
 EQT - EQ TABS

**FINISH:**

- 44 - BRITISH WHITE  
 01 - MILL  
 35 - BLACK  
 10 - ALUMICAN  
 81 - CLEAR ANODIZE  
 07 - ENAMEL PAINT MATCH

DIMENSION ARE GIVEN AS INCHES [MM]

Revision Date: 4/9/2024

Form: GS0213

Replaces: NEW

Product Information is Subject to Change Without Notice