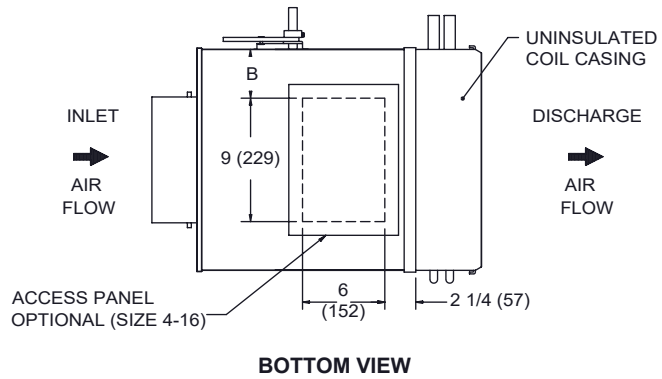
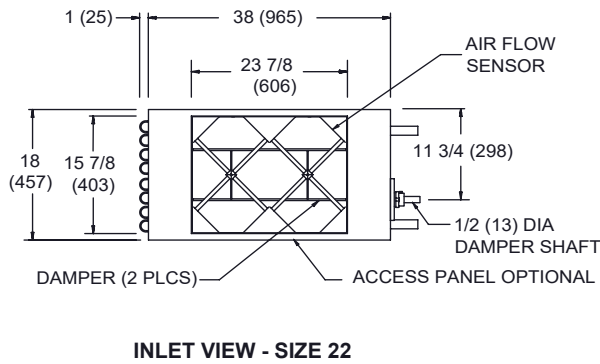
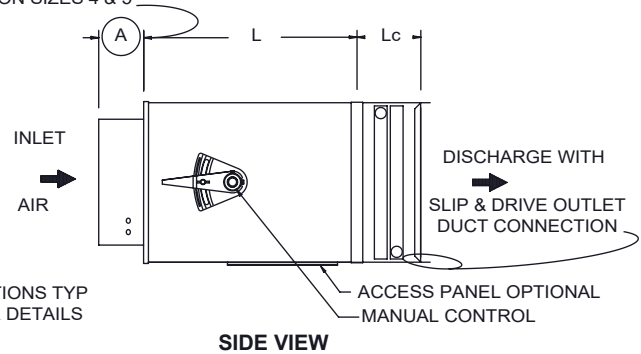
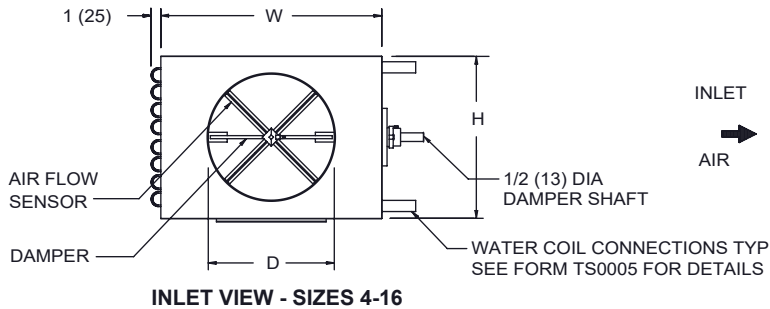


## LMHS

### HOT WATER HEAT MANUAL CONTROL

## SUBMITTAL SHEET

CHARTED 'A' DIMENSION INCLUDES INLET ADAPTER PROVIDED ON SIZES 4 & 5



#### STANDARD FEATURES:

- 22 Ga. Zinc coated steel construction.
- Manual adjusting quadrant for adjustment of damper position.
- 1/2" thick dual density fiberglass insulation meeting **NFPA 90A** and **UL 181** safety requirements.
- Four quadrant averaging cross flow sensor
- Hot water coils. See form TS0005 for dimensions and specifications
- AHRI certified sound ratings

#### OPTIONAL FEATURES:

- 20 Ga. Zinc coated steel construction
- Liners:
  - 1/2" dual density fiberglass
  - 1" dual density fiberglass
  - Perforated double wall 1/2"
  - Perforated double wall 1"
  - 1/2" Cellular - fibre free
- None
- Steriliner
- Sterilwall 1/2"
- Sterilwall 1"
- 1" Cellular - fibre free
- Linear averaging sensor.
- Left hand controls.
- Left hand water Coil Connection
- Hanger brackets
- Bottom access panel (not available in size 22)
- Cam lock bottom access (not available in size 22)
- Right Hand Controls
- Right Hand Water Coil Connection

**NOTE:** Right hand configuration shown, left hand available

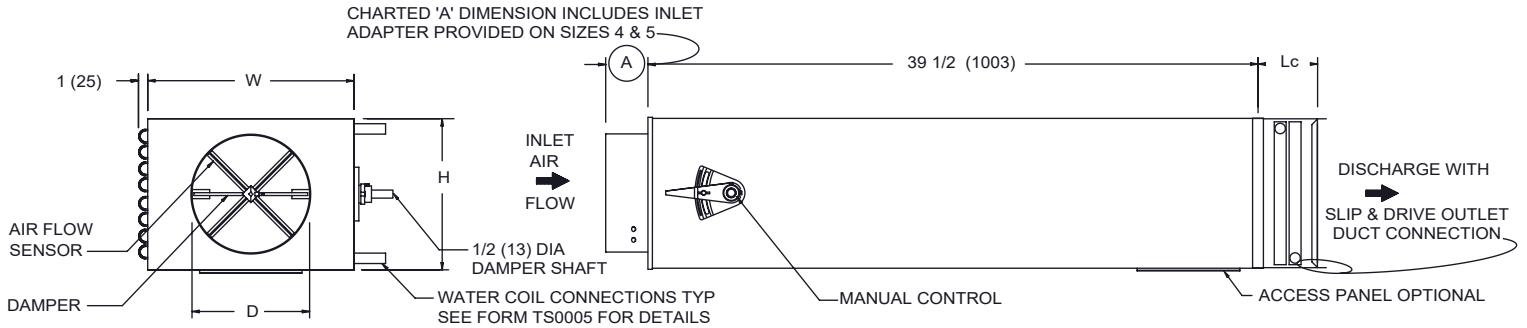
**DIMENSIONS ARE GIVEN AS INCHES (MM)**

LMHS HOT WATER REHEAT								
INLET SIZE	NOM MAX CFM (L/s)	L	W	H	A	B	D	Lc
4	230 (109)	15 1/2 (394)	12 (305)	8 (203)	5 3/8 (136)	1 1/2 (38)	3 7/8 (98)	SEE FORM TS0005
5	360 (170)	15 1/2 (394)	12 (305)	8 (203)	5 3/8 (136)	1 1/2 (38)	4 7/8 (124)	
6	520 (245)	15 1/2 (394)	12 (305)	8 (203)	3 3/8 (86)	1 1/2 (38)	5 7/8 (149)	
7	710 (335)	15 1/2 (394)	12 (305)	10 (254)	3 3/8 (86)	1 1/2 (38)	6 7/8 (175)	
8	925 (437)	15 1/2 (394)	12 (305)	10 (254)	3 3/8 (86)	1 1/2 (38)	7 7/8 (200)	
9	1200 (566)	15 1/2 (394)	14 (356)	12 1/2 (318)	3 3/8 (86)	2 1/2 (64)	8 7/8 (225)	
10	1450 (685)	15 1/2 (394)	14 (356)	12 1/2 (318)	3 3/8 (86)	2 1/2 (64)	9 7/8 (251)	
12	2100 (991)	15 1/2 (394)	16 (406)	15 (381)	3 3/8 (86)	3 1/2 (89)	11 7/8 (302)	
14	2900 (1369)	15 1/2 (394)	20 (508)	17 1/2 (445)	3 3/8 (86)	5 1/2 (140)	13 7/8 (352)	
16	3700 (1746)	15 1/2 (394)	24 (610)	18 (457)	3 3/8 (86)	7 1/2 (191)	15 7/8 (403)	
22	7100 (3351)	15 (381)	38 (965)	18 (457)	4 1/4 (108)	NA	SEE ABOVE	

## LMHS

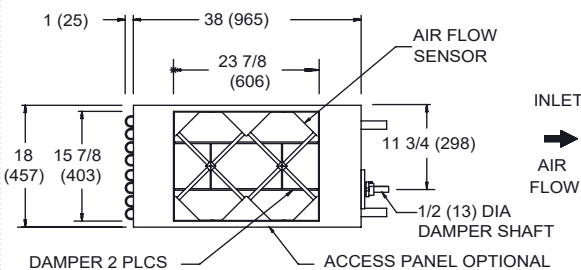
### HOT WATER HEAT MANUAL CONTROL WITH ATTENUATOR

## SUBMITTAL SHEET

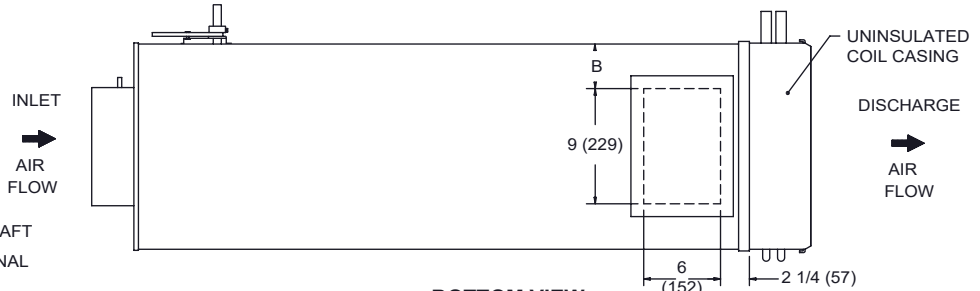


**INLET VIEW - SIZES 4-16**

**SIDE VIEW**



**INLET VIEW - SIZE 22**



**BOTTOM VIEW**

**STANDARD FEATURES:**

- 22 Ga. Zinc coated steel construction.
- Manual adjusting quadrant for adjustment of damper position.
- 1/2" thick dual density fiberglass insulation meeting **NFPA 90A** and **UL 181** safety requirements.
- Four quadrant averaging cross flow sensor
- Hot water coils. See form TS0005 for dimensions and specifications

**OPTIONAL FEATURES:**

- 20 Ga. Zinc coated steel construction
- Liners:
  - 1/2" dual density fiberglass
  - 1" dual density fiberglass
  - Perforated double wall 1/2"
  - Perforated double wall 1"
  - 1/2" Cellular - fibre free
- None
- Steriliner
- Sterilwall 1/2"
- Sterilwall 1"
- 1" Cellular - fibre free
- Linear averaging sensor.
- Left hand control
- Left hand water coil connection
- Bottom access panel
- Cam lock bottom access panel
- Right hand control
- Right hand water Coil Connection.
- Hanger brackets

**NOTE:** Right hand unit configuration shown, left hand available.

**DIMENSIONS ARE GIVEN AS INCHES (MM)**

**LMHS ATTENUATOR UNIT WITH HOT WATER REHEAT**

INLET SIZE	NOM MAX CFM (L/s)	W	H	A	B	D	Lc
4	230 (109)	12 (305)	8 (203)	5 3/8 (136)	1 1/2 (38)	3 7/8 (98)	SEE FORM TS0005
5	360 (170)	12 (305)	8 (203)	5 3/8 (136)	1 1/2 (38)	4 7/8 (124)	
6	520 (245)	12 (305)	8 (203)	3 3/8 (86)	1 1/2 (38)	5 7/8 (149)	
7	710 (335)	12 (305)	10 (254)	3 3/8 (86)	1 1/2 (38)	6 7/8 (175)	
8	925 (437)	12 (305)	10 (254)	3 3/8 (86)	1 1/2 (38)	7 7/8 (200)	
9	1200 (566)	14 (356)	12 1/2 (318)	3 3/8 (86)	2 1/2 (64)	8 7/8 (225)	
10	1450 (685)	14 (356)	12 1/2 (318)	3 3/8 (86)	2 1/2 (64)	9 7/8 (251)	
12	2100 (991)	16 (406)	15 (381)	3 3/8 (86)	3 1/2 (89)	11 7/8 (302)	
14	2900 (1369)	20 (508)	17 1/2 (445)	3 3/8 (86)	5 1/2 (140)	13 7/8 (352)	
16	3700 (1746)	24 (610)	18 (457)	3 3/8 (86)	7 1/2 (191)	15 7/8 (403)	
22	7100 (3351)	38 (965)	18 (457)	4 1/4 (108)	14 1/2 (368)	SEE ABOVE	