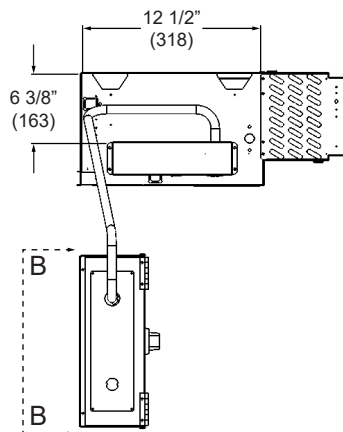
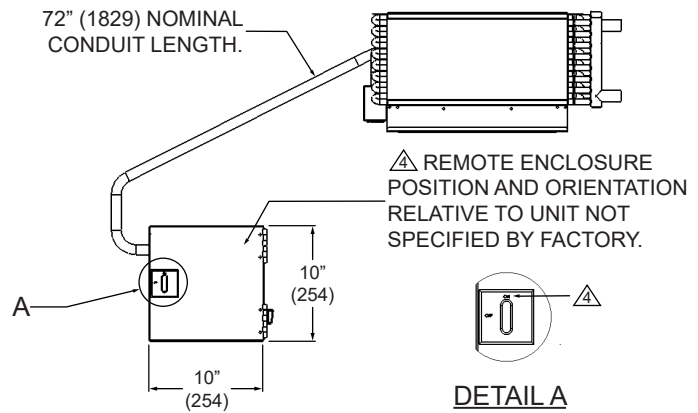


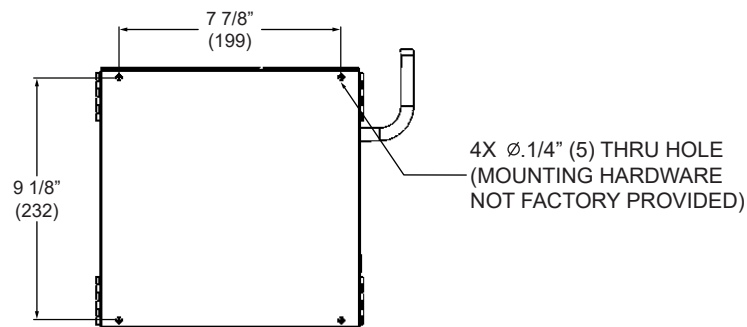
ISO VIEW



SIDE VIEW



FRONT VIEW



SECTION B-B

**NOTE:**

1. All dimensions in Inches (millimeters). All dimensions  $\pm 1/4$ " (6mm). Metric values are soft conversion.
2. Left hand unit shown; right hand opposite.
3. Follow NEC guidelines for mounting and installation.
4. When mounting remote access onto vertical surface - disconnect position "ON" must be oriented up.
5. Remote enclosure and unit ship connected by conduit as shown.