

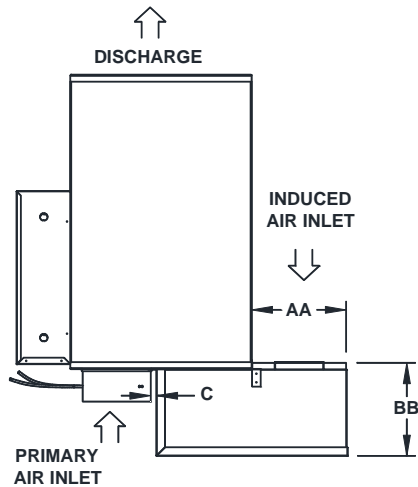
JOB NAME _____
 ARCHITECT _____
 ENGINEER _____
 CONTRACTOR _____
 LOCATION _____

SUBMITTAL SHEET
 Form Number TUS0308.9 Effective Date 12/12
 Replaces QFC TUS308.8

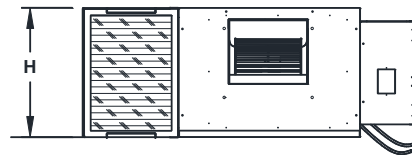


QFC

INDUCTION FILTER COMPONENTS – BASIC UNIT & ATTENUATED UNITS – SIZES 2-6



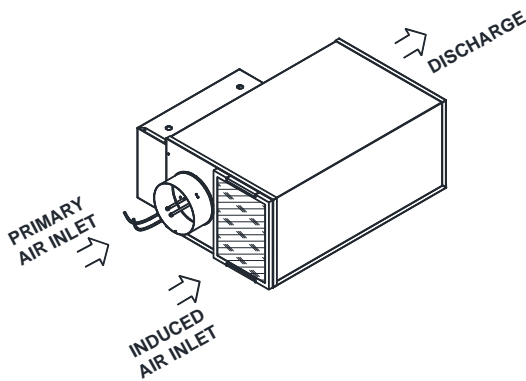
**BASIC UNIT w/ ATTENUATOR KIT
TOP VIEW**



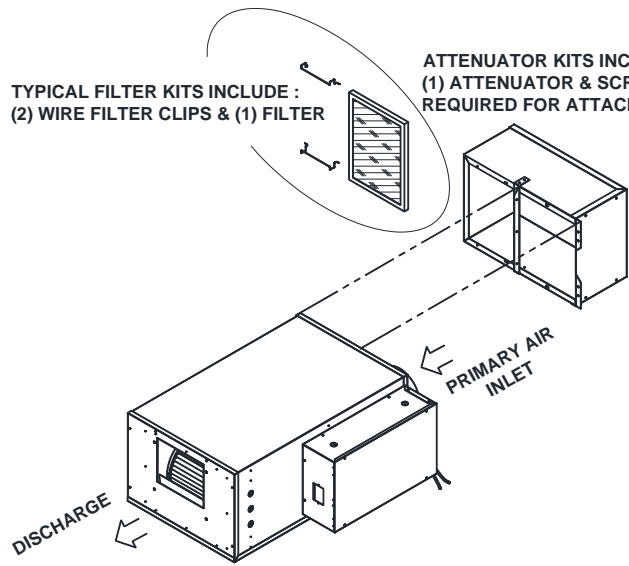
**BASIC UNIT w/ ATTENUATOR & INDUCTION FILTER
DISCHARGE VIEW**

TYPICAL FILTER KITS INCLUDE :
 (2) WIRE FILTER CLIPS & (1) FILTER

ATTENUATOR KITS INCLUDE :
 (1) ATTENUATOR & SCREWS
 REQUIRED FOR ATTACHMENT



BASIC UNIT w/ INDUCTION FILTER KIT



**BASIC UNIT w/ ATTENUATOR & INDUCTION FILTER
EXPLODED VIEW**

FOR UNIT SIZE 7 INFORMATION SEE FORM TUS03010

UNIT SIZE	INLET SIZE	H	AA	BB	C	ATTENUATOR KIT NUMBER	FILTER KIT NUMBER	FILTER PART NUMBER	LINER DESCRIPTION	*LINER CODE
2	06	15	12	11	4 1/2	35112501 *	350334-1115	102649-1115	1/2" DUAL DENSITY FIBER GLASS	0
3	06	15	12	11	4 1/2	35112501 *	350334-1115	102649-1115	1" DUAL DENSITY FIBER GLASS	1
3	08	15	12	11	3 1/2	35112501 *	350334-1115	102649-1115	1/2" FOIL ENCAPSULATED	6
4	08	17 1/2	17	16 1/2	7 1/4	35112502 *	350334-1717	102649-1717	1/2" FOIL ENCAPSULATED	9
4	10	17 1/2	17	16 1/2	4 1/4	35112502 *	350334-1717	102649-1717	1/2" CELLULAR	F
4	12	17 1/2	17	16 1/2	2 1/4	35112502 *	350334-1717	102649-1717	1" CELLULAR	H
5	10	17 1/2	17	16 1/2	4 1/4	35112502 *	350334-1717	102649-1717		
5	12	17 1/2	17	16 1/2	2 1/4	35112502 *	350334-1717	102649-1717		
6	10	17 1/2	17	16 1/2	4 1/4	35112502 *	350334-1717	102649-1717		
6	12	17 1/2	17	16 1/2	2 1/4	35112502 *	350334-1717	102649-1717		
6	14	17 1/2	17	16 1/2	1 1/4	35112502 *	350334-1717	102649-1717		