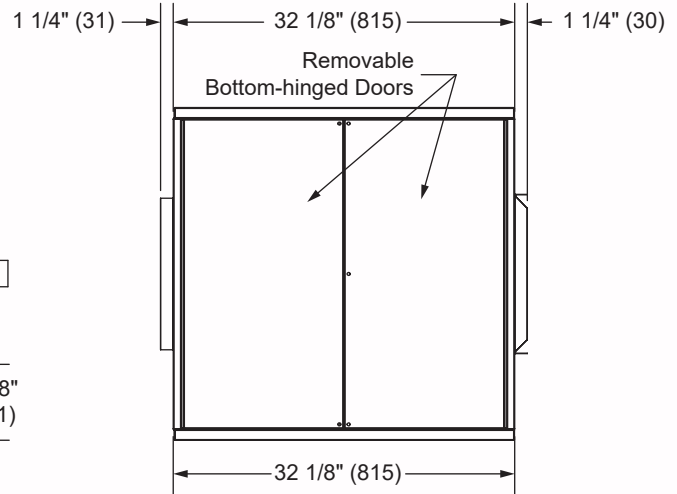
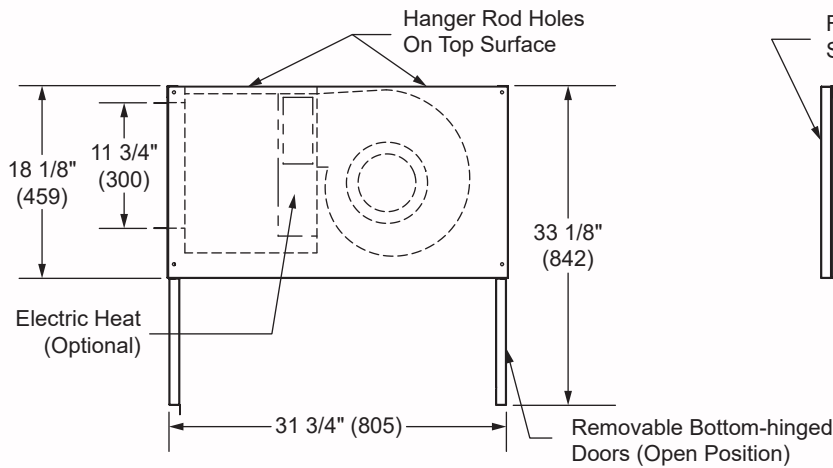


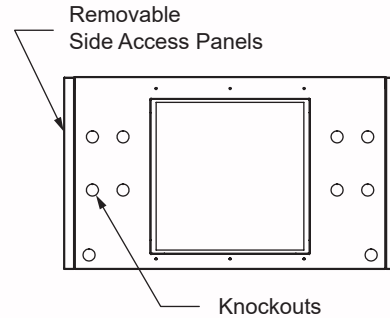
TOP VIEW



BOTTOM VIEW



SIDE VIEW

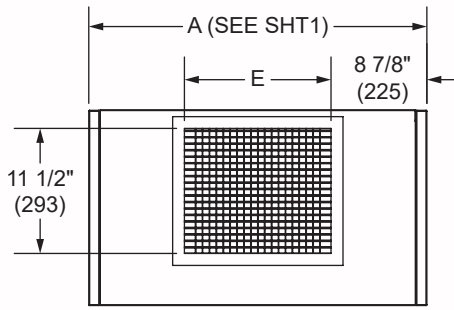


BACK VIEW

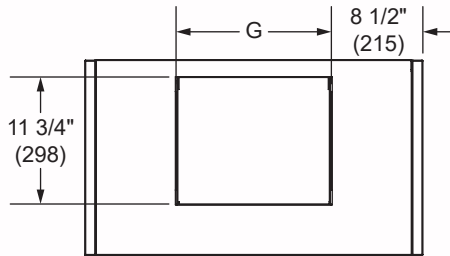
DIMENSIONS					
UNIT SIZE	A	B	C	D	A + 6.0" EXTENDED PANEL
06	31-1/4" (886)	23" (584)	20" (508)	17" (432)	37-1/4" (946)
08	36-1/4" (921)	28" (711)	25" (635)	22" (559)	42-1/4" (1073)
10	40-1/4" (1022)	32" (813)	29" (737)	26" (660)	46-1/4" (1174)
12	45-1/4" (1149)	37" (940)	34" (864)	31" (787)	51-1/4" (1302)
14	50-1/4" (1276)	42" (1067)	39" (991)	36" (914)	56-1/4" (1428)
16	55-1/4" (1403)	47" (1194)	44" (1118)	41" (1041)	61-1/4" (1556)
18	60-1/4" (1530)	52" (1321)	49" (1245)	46" (1168)	66-1/4" (1683)
20	64-1/4" (1632)	56" (1422)	53" (1346)	50" (1270)	70-1/4" (1784)

NOTES:

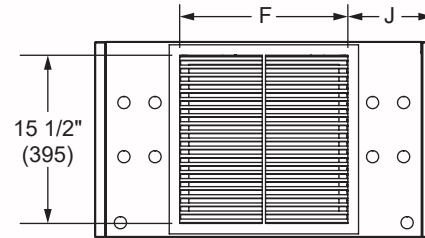
1. All dimensions in Inches (millimeters). All dimensions $\pm 1/4"$ (6mm). Metric values are soft conversion.
2. Right hand Ducted unit shown, Left hand unit opposite.
3. Standard control enclosure is mounted inside unit opposite cooling coil connections and includes (4) knockouts on (2) sides. Provide sufficient clearance to access electrical controls and comply with applicable codes and ordinances.



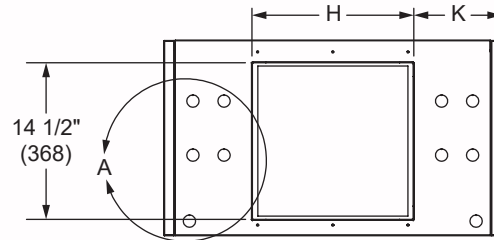
FRONT PANEL GRILLED SUPPLY



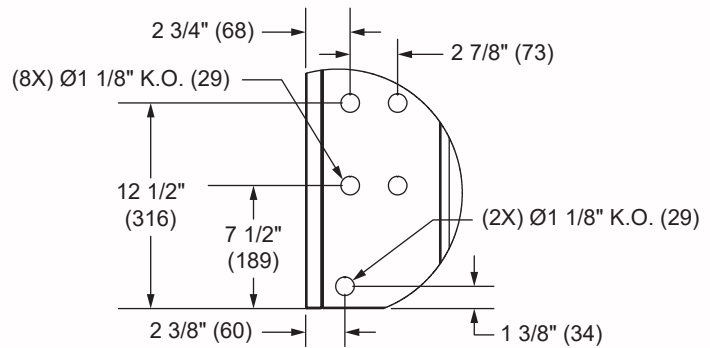
FRONT PANEL DUCTED SUPPLY



BACK PANEL GRILLED RETURN



BACK PANEL DUCTED RETURN

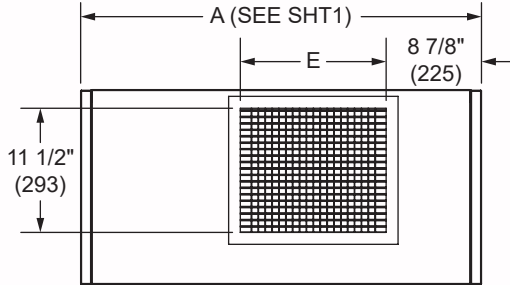


DETAILA

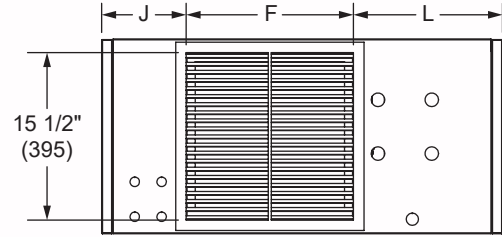
DIMENSIONS						
UNIT SIZE	E	F	G	H	J	K
06	13-1/2" (344)	15-1/2" (394)	14-3/8" (365)	15" (381)	7-7/8" (200)	8-1/4" (208)
08	17-1/2" (445)	19-1/2" (495)	19-3/8" (492)	19" (483)	8-3/8" (213)	8-3/4" (222)
10	22-1/2" (572)	24-1/2" (622)	23-3/8" (594)	24" (610)	7-7/8" (200)	8-1/4" (208)
12	29-1/2" (749)	31-1/2" (800)	28-3/8" (721)	31" (787)	6-7/8" (175)	7-1/4" (184)
14	33-1/2" (851)	35-1/2" (902)	33-3/8" (848)	35" (889)	7-3/8" (187)	7-3/4" (197)
16	37-1/2" (953)	39-1/2" (1003)	38-3/8" (975)	39" (991)	7-7/8" (200)	8-1/4" (208)
18	42-1/2" (1080)	44-1/2" (1130)	43-3/8" (1102)	44" (1118)	7-7/8" (200)	8-1/4" (208)
20	47-1/2" (1207)	49-1/2" (1257)	47-3/8" (1203)	49" (1245)	7-3/8" (187)	7-3/4" (197)

NOTES:

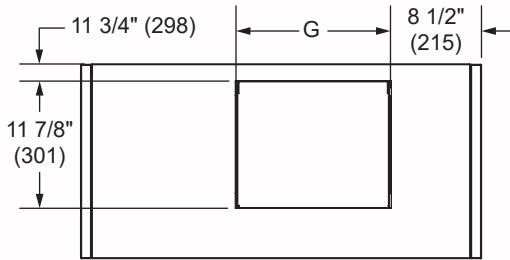
- All dimensions in Inches (millimeters). All dimensions $\pm 1/4"$ (6mm). Metric values are soft conversion.
- Right hand unit shown, Left hand unit opposite.
- Standard control enclosure is mounted inside unit opposite cooling coil connections and includes (4) knockouts on (2) sides. Provide sufficient clearance to access electrical controls and comply with applicable codes and ordinances.



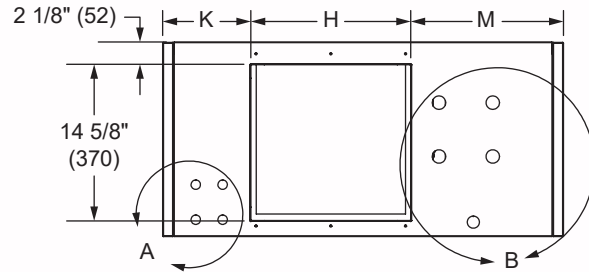
EXTENDED FRONT PANEL GRILLED SUPPLY



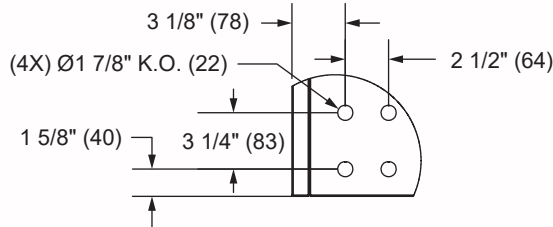
EXTENDED BACK PANEL GRILLED RETURN



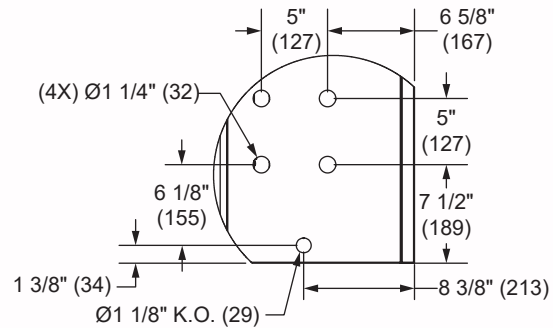
EXTENDED FRONT PANEL DUCTED SUPPLY



EXTENDED BACK PANEL DUCTED RETURN



DETAIL A



DETAIL B

DIMENSIONS								
UNIT SIZE	E	F	G	H	J	K	L	M
06	13-1/2" (344)	15-1/2" (394)	14-3/8" (365)	15" (381)	7-7/8" (200)	8-1/4" (208)	13-7/8" (352)	14-1/4" (362)
08	17-1/2" (445)	19-1/2" (495)	19-3/8" (492)	19" (483)	8-3/8" (213)	8-3/4" (222)	14-3/8" (365)	14-3/4" (375)
10	22-1/2" (572)	24-1/2" (622)	23-3/8" (594)	24" (610)	7-7/8" (200)	8-1/4" (208)	13-7/8" (352)	14-1/4" (362)
12	29-1/2" (749)	31-1/2" (800)	28-3/8" (721)	31" (787)	6-7/8" (175)	7-1/4" (184)	12-7/8" (327)	13-1/4" (337)
14	33-1/2" (851)	35-1/2" (902)	33-3/8" (848)	35" (889)	7-3/8" (187)	7-3/4" (197)	13-3/8" (340)	13-3/4" (349)
16	37-1/2" (953)	39-1/2" (1003)	38-3/8" (975)	39" (991)	7-7/8" (200)	8-1/4" (208)	13-7/8" (352)	14-1/4" (362)
18	42-1/2" (1080)	44-1/2" (1130)	43-3/8" (1102)	44" (1118)	7-7/8" (200)	8-1/4" (208)	13-7/8" (352)	14-1/4" (362)
20	47-1/2" (1207)	49-1/2" (1257)	47-3/8" (1203)	49" (1245)	7-3/8" (187)	7-3/4" (197)	13-3/8" (340)	13-3/4" (349)

NOTES:

- All dimensions in Inches (millimeters). All dimensions $\pm 1/4"$ (6mm). Metric values are soft conversion.
- Right hand unit shown, Left hand unit opposite.
- Standard control enclosure is mounted inside unit opposite cooling coil connections and includes (4) knockouts on (2) sides. Provide sufficient clearance to access electrical controls and comply with applicable codes and ordinances.