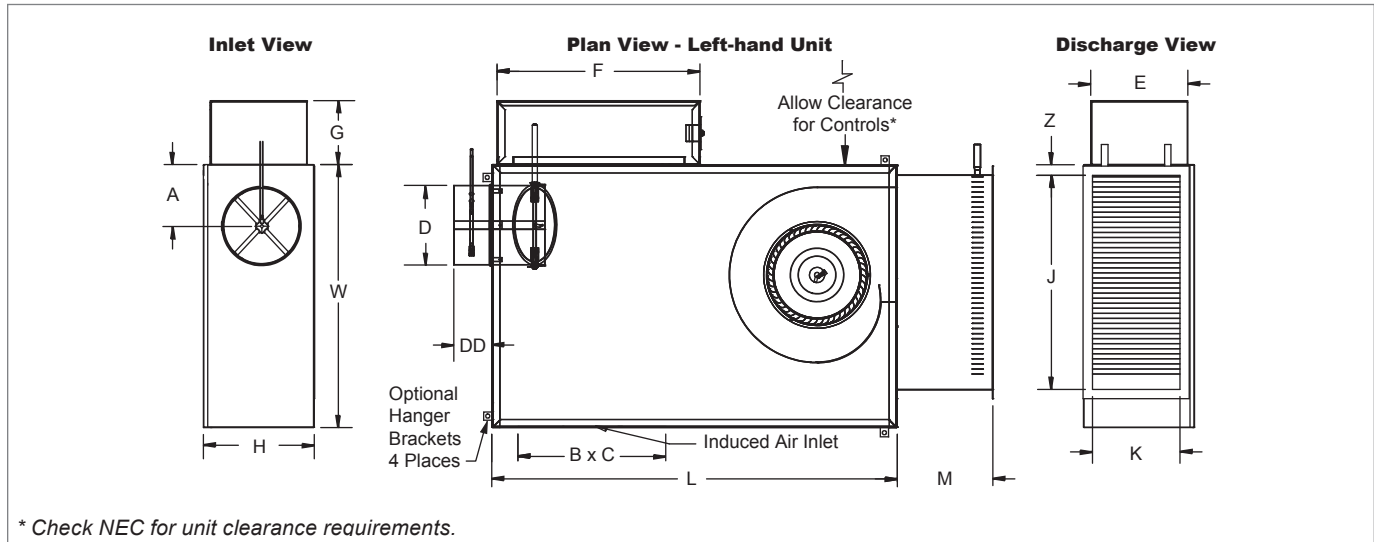


KLPS Unit with Hot Water Heat Dimensional Information

KLPS UNIT WITH HOT WATER HEAT, INLET, PLAN, AND DISCHARGE VIEWS (UNIT SIZES 1, 2, 3, & 5)



KLPS BASE UNIT WITH HOT WATER HEAT, DIMENSIONAL DETAILS (UNIT SIZES 1, 2, 3, & 5)

Unit Size	Inlet Size	PSC Motor	ECM Motor	L	W	H	A	Induced Air Inlet		D	DD	Control Enclosure			Discharge		M	Z
		HP	HP					B	C			E	F	G	J	K		
1	04	N/A	1/3	48"	32"	8 5/8"	5"	18"	6 3/4"	3 7/8"	6 7/8"	8 1/8"	32 1/8"	8 1/8"	20 1/2"	7 5/8"	9 1/2"	1 1/2"
	05									4 7/8"	6 7/8"							
	06									5 7/8"	4 7/8"							
	07									6 7/8"	4 7/8"							
2	06	N/A	1/3	48"	32"	9 1/2"	5"	18"	6"	5 7/8"	4 7/8"	8 1/8"	32 1/8"	8 1/8"	20 1/2"	7 5/8"	9 1/2"	1 1/2"
	08						6"			7 7/8"	4 7/8"							
3	08	1/4	1/3	40"	26"	11"	5"	14 5/8"	9"	7 7/8"	4 7/8"	9 5/8"	20"	6 1/4"	21 7/8"	8 3/4"	9 1/2"	1"
	10						6"			9 7/8"	4 7/8"							
5	08	1/2	1/2	46"	36"	17"	6"	17"	14"	7 7/8"	4 7/8"	12"	20"	6 1/4"	22"	15"	9 3/16"	2 1/4"
	10						7"			9 7/8"	4 7/8"							
	12						8"			11 7/8"	6 7/8"							
	14						10"			13 7/8"	6 7/8"							

NOTE: Left-hand base unit with electronic control enclosure shown; right-hand is available.

KLPS Unit with Hot Water Heat Features & Options

STANDARD FEATURES (UNIT SIZES 1, 2, 3, & 5)

- 20 Gage galvanized steel casing construction.
- Available heights for unit size 1 (8 5/8"), unit size 2 (9 1/2"), unit size 3 (11"), and unit size 5 (17").
- Control enclosure for electronic components.
- 1/2" Thick, Dual density fiberglass insulation that meets NFPA 90A and UL 181 safety requirements.
- [120, 208/240, or 277 volt, single-voltage, single-phase, single-speed] permanently lubricated PSC motors. (Unit size 3 and 5 only.)
- Field adjustable fan speed control.
- Removable bottom panel allows easy access to all internal components for maintenance.
- Flanged discharge connection on hot water coil.
- Four quadrant center averaging airflow sensor.
- Includes 24 volt control transformer.
- ETL listed; adherence to UL 1995 and CSA C22.2 No. 236.95
- AHRI certified sound ratings.

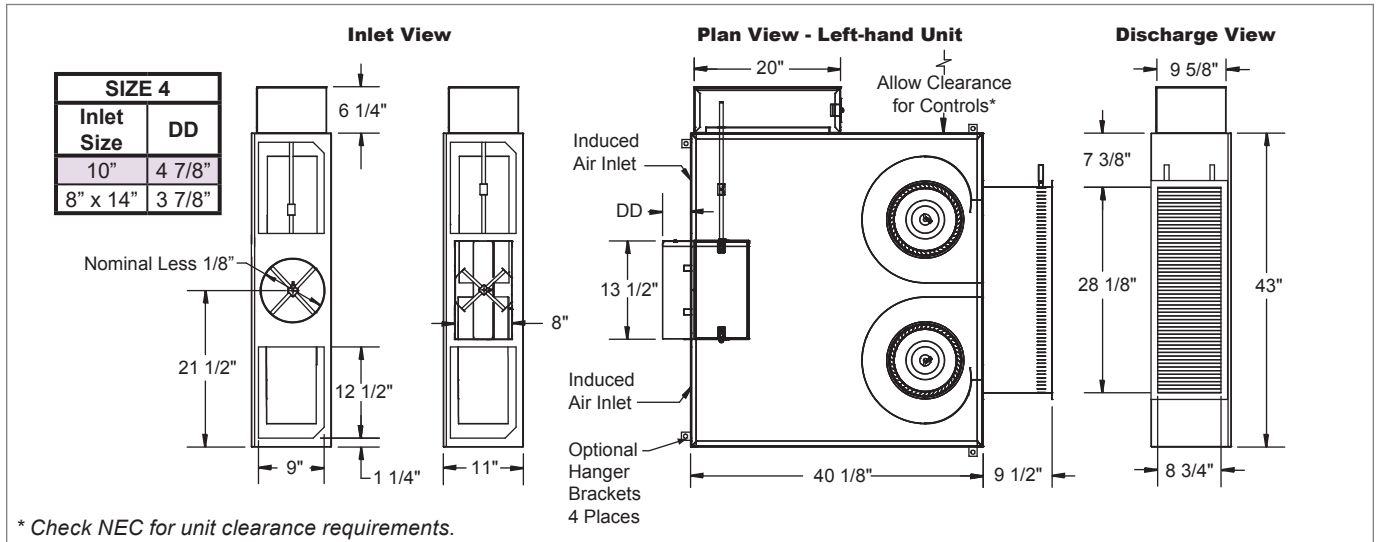
OPTIONAL FEATURES (UNIT SIZES 1, 2, 3, & 5)

- Liners: 1/2" or 1" Cellular insulation, 1/2" or 1" Foil encapsulated fiberglass insulation, Sterilwall, or Perforated doublewall. NOTE: 1" thick liner options are available on unit size 5 only.
- Linear averaging airflow sensor.
- Left-hand or right-hand hot water coil connections.
- Left-hand or right-hand control enclosure.
- [120, 208/240, or 277 volt, single-voltage] ECM motor with manual or remote adjustable speed controller.
- Motor toggle disconnect switch.
- Motor fusing.
- Induced air filter, construction type; unit size 1 (18 7/8"x7 1/2"x1"), unit size 2 (19"x8 5/8"x1"), unit size 3 (17"x11"x1"), and unit size 5 (19"x16 1/2"x1").
- Dust tight control enclosure.
- Hanger brackets.
- Dual access panels with optional Cam locks.

FAN POWERED TERMINAL UNITS

K
L
P
S

© KRUEGER 2012

KLPS Unit with Hot Water Heat Dimensional Information
KLPS UNIT WITH HOT WATER HEAT, INLET, PLAN, AND DISCHARGE VIEWS (UNIT SIZE 4)


NOTE: Left-hand base unit with electronic control enclosure shown; right-hand is available.

KLPS Unit with Hot Water Heat Features & Options
STANDARD FEATURES (UNIT SIZE 4)

- 20 Gage galvanized steel casing construction.
- Height is 11".
- Control enclosure for electronic components.
- 1/2" Thick, Dual density fiberglass insulation that meets NFPA 90A and UL 181 safety requirements.
- [120, 208/240, or 277 volt, single-voltage, single-phase, single-speed] permanently lubricated PSC motors.
- Field adjustable fan speed control.
- Removable bottom panel allows easy access to all internal components for maintenance.
- Flanged discharge connection on hot water coil.
- Four quadrant center averaging airflow sensor.
- Includes 24 volt control transformer.
- ETL listed; adherence to UL 1995 and CSA C22.2 No. 236.95
- AHRI certified sound ratings.

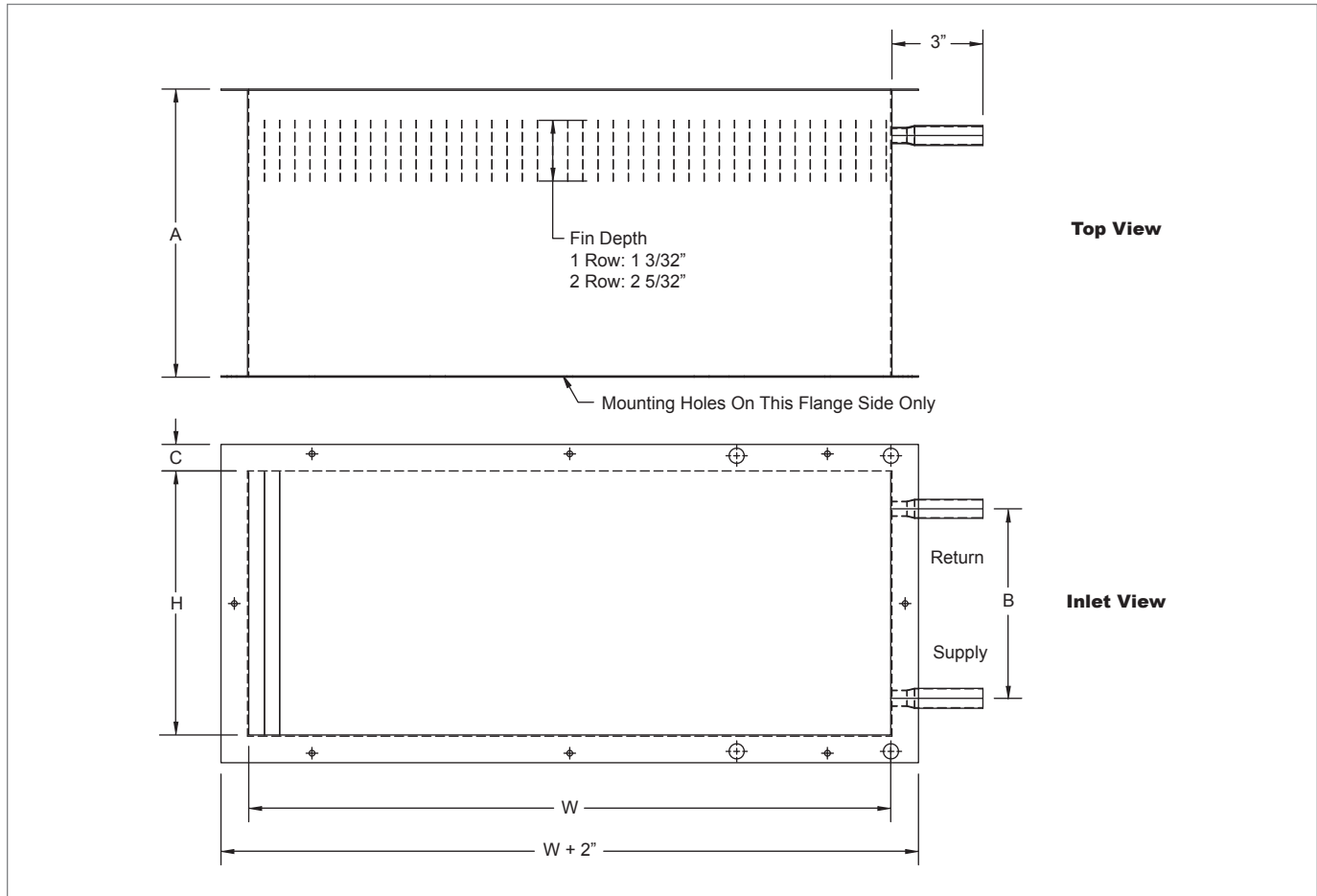
OPTIONAL FEATURES (UNIT SIZE 4)

- Liners: 1/2" Cellular insulation, 1/2" Foil encapsulated fiberglass insulation, Sterilwall, or Perforated doublewall.
- Linear averaging airflow sensor.
- Left-hand or right-hand hot water coil connections.
- Left-hand or right-hand control enclosure.
- [120, 208/240, or 277 volt, single-voltage] ECM motor with manual or remote adjustable speed controller.
- Motor toggle disconnect switch.
- Motor fusing.
- Induced air filter, construction type (15"x11"x1"), quantity 2.
- Dust tight control enclosure.
- Hanger brackets.
- Dual access panels with optional Cam locks.

KLPS Hot Water Coil Dimensional Information

KLPS HOT WATER COIL, PLAN AND FRONT VIEWS

FAN POWERED TERMINAL UNITS



KLPS HOT WATER COIL, DIMENSIONAL DETAILS

Unit Size	Number of Rows	W	H	A	B	C
1, 2	1	20 1/2"	6 5/8"	9 1/2"	4 9/16"	1/2" *
	2					
3	1	21 1/8"	8 3/4"	9 1/2"	6 1/4"	7/8"
	2					
4	1	28 1/8"	8 3/4"	9 1/2"	6 1/4"	7/8"
	2					
5	1	22"	15"	8"	14"	1/2"
	2			9 3/16"	13 3/4"	

NOTE: The top and bottom flange on the unit size 1 and 2 hot water coils turn inward.

NOTE:

For hot water performance data tables, visit the Krueger website at www.krueger-hvac.com or download the Krueger selection software to run customized selections. The selection program can provide performance data with different entering air and water conditions as well as show effects of altitude and glycol on the heating performance of the water coil. The selection software also allows selections to be saved in a schedule format that can be imported onto a set of project drawings.

KLPS Hot Water Coil Features & Options

STANDARD FEATURES

- KLPS coils are shipped from the factory attached to the unit discharge.
- Hot water coils are configured for a flanged ductwork connection. Coil section is uninsulated.
- Coils are not for steam applications.
- Contact your Krueger Representative for high capacity or steam coil information.
- Connection Tubing: 1/2" O. D. male solder.
- Coil Casing: 20 gage galvanized steel.
- Coil Tubing: 1/2" O. D. x 0.016" thick copper.
- Coil Fins: 0.0045" thick aluminum, 10 per inch; mechanically bonded to tubing.

KLPS

© KRUEGER 2012