

TERMINAL UNIT HANDING & ROTATION

Proper Identification of Component Placement



Method of Identification

Terminal unit handing, in reference to controls or coil connection location, is determined by looking into the inlet, where supply air would be hitting you in the back of the head. Examples have been provided below.

**Right-handed Controls,
Left-handed Coils**




**Left-handed Controls,
Right-handed Coils**



TERMINAL UNIT HANDING & ROTATION

180° ROTATION (OPPOSITE HANDING)



MODEL	COOLING ONLY	1 OR 2 ROW HW	3 OR 4 ROW HW	ELECTRIC HEAT
LMHS	YES	YES	SEE NOTE 1 & 3	YES
KFSS	YES	YES	SEE NOTE 1 & 3	YES
QFC	SEE NOTE 5	SEE NOTE 1, 2, & 5	SEE NOTE 1, 3 & 5	NO, SEE NOTE 6
KLPS	SEE NOTE 5	SEE NOTE 1, 2, & 5	SEE NOTE 1, 3 & 5	NO, SEE NOTE 6
KLPS-D	SEE NOTE 5	SEE NOTE 1, 2, & 5	SEE NOTE 1, 3 & 5	NO, SEE NOTE 6
KQFP	SEE NOTE 4 & 5	SEE NOTE 1, 2, 4 & 5	SEE NOTE 1, 3, 4 & 5	NO, SEE NOTE 6
QFV	SEE NOTE 5	SEE NOTE 1, 2, & 5	SEE NOTE 1, 3 & 5	NO, SEE NOTE 6
KLPP	SEE NOTE 5	SEE NOTE 1, 2, & 5	SEE NOTE 1, 3 & 5	NO, SEE NOTE 6
PNUOMATIC CONTROLS	MUST BE REORIENTATED			
KRUEGER DIGITAL/ANALOG CONTROLS	YES			
DIGITAL CONTROLS	CHECK WITH THE CONTROLS MANUFACTURER			

NOTES:


1. Supply water connection should always be intalled on the bottom coil connection.
2. 1 and 2-row coils are not hand specific and can be rotated to either handing.
3. 3+ rows of coils cannot be rotated.
4. Reinforce blower mounting with more screws.
5. Access door would be on top. Unable to access inside without unit disassembly.
6. Application would not be a part of the UL listing; voids UL.

WARNING:

1. 180° rotation in the field will result in upside-down unit labels. Some inspectors will not approve this.

TERMINAL UNIT HANDING & ROTATION

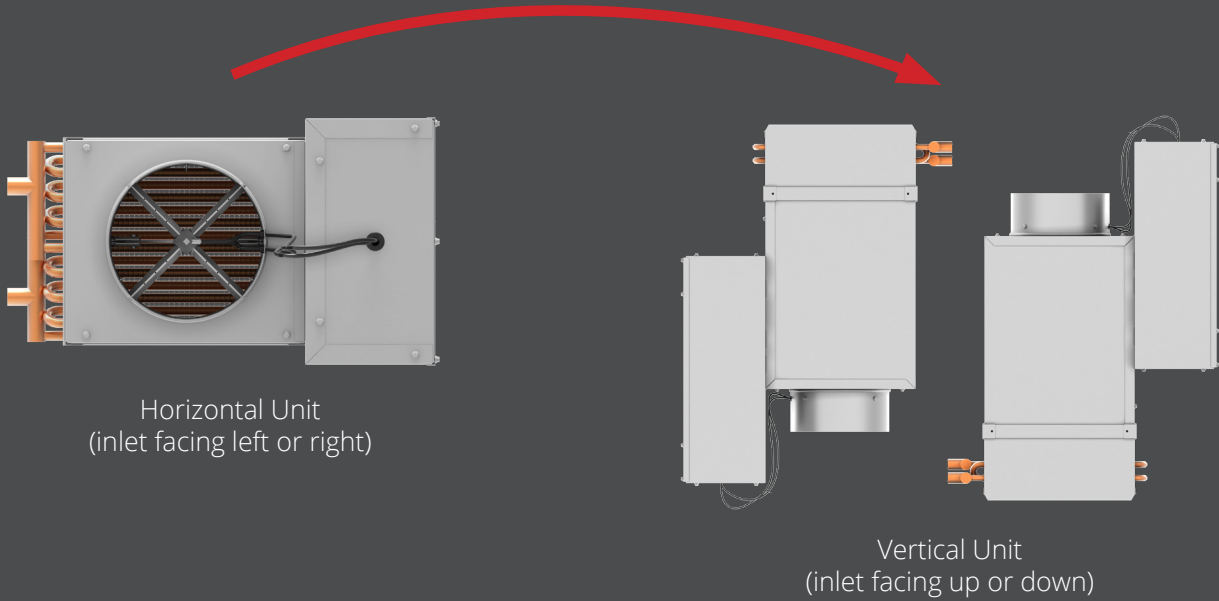
90° ROTATION (BOTTOM ENCLOSURE)



MODEL	COOLING ONLY	1 OR 2 ROW HW	3 OR 4 ROW HW	ELECTRIC HEAT
LMHS	YES	NOT RECOMMENDED	NOT RECOMMENDED	NOT RECOMMENDED
ALL FAN POWERED TERMINAL UNITS	NOT RECOMMENDED	NOT RECOMMENDED	NOT RECOMMENDED	NOT RECOMMENDED
PNEUMATIC CONTROLS	MUST BE REORIENTATED			
KRUEGER DIGITAL/ANALOG CONTROLS	YES			
DIGITAL CONTROLS	CHECK WITH THE CONTROLS MANUFACTURER			

TERMINAL UNIT HANDING & ROTATION

VERTICAL MOUNTING



MODEL	COOLING ONLY	HW OR ELECTRIC HEAT
LMHS	YES	NOT RECOMMENDED
ALL FAN POWERED TERMINAL UNITS	NOT RECOMMENDED	NOT RECOMMENDED
PNEUMATIC CONTROLS	MUST BE REORIENTATED	
KRUEGER DIGITAL/ANALOG CONTROLS	YES	
DIGITAL CONTROLS	CHECK WITH THE CONTROLS MANUFACTURER	